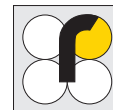


# Product catalogue

## Clinical Diagnostics







# Product catalogue

## Clinical Diagnostics

## R-Biopharm test systems

6

### ● Respiratory infections

8

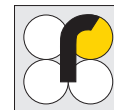
• Adenovirus	9
• <i>Aspergillus fumigatus</i>	9
• Bocavirus	9
• <i>Bordetella</i> spp.	10
• <i>Chlamydomphila</i> spp.	10
• Coronavirus	11
• <i>Coxiella burnetti</i>	12
• <i>Cryptococcus neoformans</i>	12
• Enterovirus/Rhinovirus	12
• <i>Haemophilus influenzae</i> , <i>parainfluenzae</i> , <i>haemolyticus</i>	12
• Influenzavirus	13
• <i>Legionella</i> spp.	14
• Metapneumovirus	15
• <i>Mycobacterium tuberculosis</i> complex	15
• <i>Mycoplasma pneumoniae</i>	16
• Parainfluenzavirus	16
• Parechovirus	17
• <i>Pneumocystis jirovecii</i>	17
• Respiratory Syncytial Virus	18
• <i>Staphylococcus aureus</i>	18
• <i>Streptococcus pneumoniae</i>	18
• Multiplexed TandemPlex® Panels	19
• Automation solutions	24

### ● Gastrointestinal infections and diseases

26

• Adenovirus	27
• <i>Aeromonas</i>	28
• <i>Akkermansia muciniphila</i>	28
• Astrovirus	28
• <i>Blastocystis hominis</i>	29
• Bacteroides	29
• <i>Campylobacter</i> spp.	29
• <i>Clostridium</i> Cluster XIVA	30
• <i>Clostridium difficile</i> / <i>Clostridioides difficile</i>	30
• <i>Clostridium perfringens</i>	32
• <i>Cryptosporidium</i> spp.	32
• <i>Cyclospora cayetanensis</i>	33
• <i>Dientamoeba fragilis</i>	33
• <i>Entamoeba</i> spp.	34
• Enterovirus	35
• <i>Escherichia coli</i>	35
• <i>Faecalibacterium prausnitzii</i>	36
• <i>Giardia lamblia</i> / <i>Giardia duodenalis</i>	37
• <i>Helicobacter pylori</i>	38
• Inflammatory Bowel Disease	39
• Norovirus	40
• Pancreatic Diagnostics	41
• Rotavirus	42
• <i>Salmonella</i> spp.	44
• Shigatoxin/Verotoxin	44
• <i>Shigella</i>	45
• Sapovirus	45
• <i>Yersinia enterocolitica</i>	45
• <i>Yersinia pseudotuberculosis</i>	45
• Multiplexed TandemPlex® Panels	46
• Automation solutions	48





● Sexually transmitted infections (STI)	50	● Serology	66
• <i>Atopobium vaginae</i>	51	• Autoimmune diseases	67
• <i>Candida</i> spp.	51	• <i>Borrelia</i> spp.	67
• <i>Chlamydia trachomatis</i>	51	• Epstein-Barr-Virus	67
• <i>Gardnerella vaginalis</i>	51	• <i>Helicobacter pylori</i>	67
• <i>Haemophilus ducreyi</i>	51	• Parvovirus	68
• HPV	51	• <i>Treponema pallidum</i>	68
• HSV1/HSV2	52	• <i>Yersinia enterocolitica</i>	68
• <i>Lactobacillus</i> spp.	52	• Automation solutions	68
• Monkeypox Virus	52		
• <i>Mycoplasma</i> spp.	52	● Quality assessment controls by Microbix	70
• <i>Neisseria gonorrhoeae</i>	53	• Respiratory infections	71
• <i>Streptococcus agalactiae</i> (GBS)	53	• Gastrointestinal infections	72
• <i>Treponema pallidum</i>	53	• Sexually transmitted infections	73
• <i>Trichomonas vaginalis</i>	53		
• <i>Ureaplasma</i> spp.	53	● Other diseases and infections	76
• Multiplexed TandemPlex® Panels	54	• Critical testings – antibiotic resistance	77
• Automation solutions	57	• Dermatophytes & other fungi	79
		• CSF-diagnostics	80
		• Automation solutions	81
● Allergology	58		
• Immunoblots	59	● Automation	82
• Automation solution	60	• Molecular diagnostics	83
		• Rapid tests	86
● Human genetics	62	• Blot systems and evaluation software	86
• Rheumatic diseases	63	• Microspot array diagnostics	86
• Thrombophilia	63		
• Intolerance	63		
• Automation solutions	63		
		R-Biopharm Clinical – contact us	88
● Therapeutic drug monitoring	64		
• Therapeutic drug monitoring (TDM)	65		
• Automation solutions	65		

# R-Biopharm test systems

at a glance

## RIDASCREEN®

- ELISA for antigen and antibody detection
- Ready-to-use reagents
- Easy test procedure
- Standardized incubation time
- Possibility of processing on automated ELISA systems



## RIDA®QUICK

- Reliable rapid test for antigen detection
- High sensitivity and specificity
- Agents distinguished by color



## RIDA®GENE/RIDA®UNITY

- Real-time PCR
- For manual (RIDA®GENE) or automated (RIDA®UNITY) processing
- Contains all necessary components
- Reliable results due to included extraction control
- Complete Workflow Verification



## SeraSpot®

- Microspot array for antibody detection in autoimmune or infectious diseases
- For high throughput on common ELISA processors
- Ready-to-use reagents and universal test protocol
- Built-in controls and reference curve
- Cost and time efficient multiplex diagnostics



## RIDA qLine®

- Quantitative immunoblot for antibody detection (IgE) in serum
- Various allergen panels available



## Automation

- Flexible range of automated solutions
- Automated solutions for immunological and molecular tests
- Automation solutions from small to high sample throughput
- Assistance in installation and routine by qualified application specialists



# Respiratory infections



## Uniform solutions for the diagnosis of respiratory infections

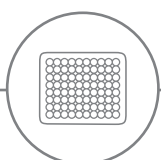
Respiratory pathogens are present worldwide and cause severe outbreaks and symptoms.

Respiratory infections affect all age groups and are a major cause of mortality, especially in immunocompromised patients. Pathogens can be all types of microorganisms, while most infections are caused by viruses. Sites of infection can be the upper or lower respiratory tract, the latter less common but usually more severe.

Rapid and reliable diagnosis of viral, bacterial and mycotic infections is essential for appropriate treatment of the patient and prevention of pathogen transmission. The choice of the suitable method plays a decisive role in this. The validated

and standardised solutions in the field of real-time PCR and ELISA offer advantages in terms of workload and time, sensitivity as well as specificity and patient comfort.

R-Biopharm offers a comprehensive product portfolio for the diagnosis of respiratory infections that meets the diagnostic and organisational requirements of small to large laboratories. Benefit from the uniform processing and combinability of the RIDA®GENE real time PCR products or use for highly multiplexing purposes in a semi-automated solution, our TandemPlex® panels. The RIDA®UNITY system offers a fully automated workflow with the specially adapted RIDA®UNITY products.



ELISA



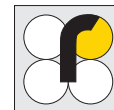
PCR



Accessories



## Respiratory infections



### Adenovirus

Product	Description	Matrix	Tests	Art. No.
Real-time PCR				
RIDA®GENE Adenovirus	Multiplex real-time PCR for the direct qualitative detection of adenovirus DNA in untreated human nasal/throat swabs, untreated human bronchoalveolar lavage (BAL) and untreated human stool samples	Nasal/throat swabs, BAL, Stool	100	PG1005
RIDA®GENE Pediatric Viral Panel	Multiplex real-time PCR for the direct qualitative detection and differentiation of rhinovirus/enterovirus/parechovirus RNA, bocavirus DNA, and adenovirus DNA in untreated human nasal/throat swabs	Nasal/ throat swab	100	PG4725
Multiplex Tandem PCR*				
Upper Respiratory Pathogens 16-well Respiratory Pathogens 12-well Respiratory Pathogens 16-well Respiratory Pathogens B 16-well Respiratory Pathogens C 16-well Respiratory Pathogens 24-well Respiratory Viruses 16-well	For the multiplexed TandemPlex® Panels please refer to page 19 - 23	–	–	–



### Aspergillus fumigatus (RUO)

Multiplex Tandem PCR*				
Pneumonia 16-well	For the multiplexed TandemPlex® Panels please refer to page 19 - 23	–	–	–



### Bocavirus

Real-time PCR				
RIDA®GENE Pediatric Viral Panel	Multiplex real-time PCR for the direct qualitative detection and differentiation of rhinovirus/enterovirus/parechovirus RNA, bocavirus DNA, and adenovirus DNA in untreated human nasal/throat swabs	Nasal/ throat swab	100	PG4725
Multiplex Tandem PCR*				
Respiratory Viruses 16-well	For the multiplexed TandemPlex® Panels please refer to page 19 - 23	–	–	–



\* Only available in selected countries.





## Respiratory infections

***Bordetella* spp.**

Product	Description	Matrix	Tests	Art. No.
<b>Real-time PCR</b>				
RIDA®GENE Bordetella	Multiplex real-time PCR for the direct qualitative detection and differentiation of <i>Bordetella pertussis</i> , <i>Bordetella parapertussis</i> and <i>Bordetella holmesii</i> DNA in untreated human nasopharyngeal swabs	Nasopharyngeal swabs	100	PG2505
<b>Multiplex Tandem PCR*</b>				
Pneumonia 16-well Respiratory Pathogens 12-well Respiratory Pathogens 16-well Upper Respiratory Pathogens 16-well Respiratory Pathogens B 16-well Respiratory Pathogens C 16-well Respiratory Pathogens 24-well	For the multiplexed TandemPlex® Panels please refer to page 19 - 23	–	–	–

***Chlamydophila* spp.**

<b>Real-time PCR</b>				
RIDA®GENE CAP Bac	Multiplex real-time PCR for the direct qualitative detection of <i>Chlamydophila pneumoniae</i> , <i>Legionella pneumophila</i> and <i>Mycoplasma pneumoniae</i> DNA in untreated human bronchoalveolar lavage (BAL)	BAL	100	PG2705
RIDA®UNITY CAP Bac	Multiplex real-time PCR for the direct qualitative detection of <i>Chlamydophila pneumoniae</i> , <i>Legionella pneumophila</i> and <i>Mycoplasma pneumoniae</i> DNA in untreated human bronchoalveolar lavage (BAL) Only for use on the RIDA®UNITY System	BAL	96	UN2705**
<b>Multiplex Tandem PCR*</b>				
Pneumonia 16-well Respiratory Pathogens B16-well Respiratory Pathogens 24-well Atypical Pneumonia 8-well	For the multiplexed TandemPlex® Panels please refer to page 19 - 23	–	–	–

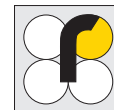


\* Only available in selected countries.

\*\* In development.



## Respiratory infections



### Coronavirus

Product	Description	Matrix	Tests	Art. No.
<b>Real-time RT-PCR</b>				
RIDA®GENE Coronavirus	Multiplex real-time RT-PCR for the direct qualitative detection and differentiation of coronaviruses (HKU1, NL63, 229E, OC43) and MERS-CoV RNA in untreated human nasal/throat swabs	Nasal/ throat swab	100	PG6805
RIDA®GENE SARS-CoV-2	Multiplex real-time RT-PCR for the direct qualitative detection of coronavirus (SARS-CoV-2) RNA in untreated human nasal/throat swabs	Nasal/ throat swab	100 200	PG6815 PG6820
RIDA®GENE Flu & SARS-CoV-2	Multiplex real-time RT-PCR for the direct qualitative detection and differentiation of Influenza A/Influenza B and coronavirus (SARS-CoV-2) RNA in untreated human nasal/throat swabs	Nasal/ throat swab	200	PG6825
RIDA®GENE SARS-CoV-2 Lineage RUO	For research use only. Not intended for diagnostic procedures. The RIDA®GENE SARS-CoV-2 Lineage RUO test is a multiplex real-time RT-PCR for the detection of SARS-CoV-2 mutations	–	100	PG6830RUO PG6835RUO
<b>Multiplex Tandem PCR*</b>				
Respiratory Pathogens 12-well Respiratory Pathogens 16-well Respiratory Pathogens B 16-well Respiratory Pathogens C 16-well Respiratory Pathogens 24-well Respiratory Viruses 16-well SARS-CoV-2, Influenza & RSV 8-well Upper Respiratory Pathogens 16-well	For the multiplexed TandemPlex® Panels please refer to page 19 - 23	–	–	–



\* Only available in selected countries.





## Respiratory infections

*Coxiella burnetti* (RUO)

Product	Description	Matrix	Tests	Art. No.
Multiplex Tandem PCR*				
Pneumonia 16-well	For the multiplexed TandemPlex® Panels please refer to page 19 - 23	–	–	–

*Cryptococcus neoformans*

Multiplex Tandem PCR*				
Pneumonia 16-well	For the multiplexed TandemPlex® Panels please refer to page 19 - 23	–	–	–



## Enterovirus/Rhinovirus

Real-time PCR				
RIDA®GENE Pediatric Viral Panel	Multiplex real-time PCR for the direct qualitative detection and differentiation of rhinovirus/enterovirus/parechovirus RNA, bocavirus DNA, and adenovirus DNA in untreated human nasal/throat swabs	Nasal/ throat swab	100	PG4725
Multiplex Tandem PCR*				
Respiratory Pathogens 12-well Respiratory Pathogens 16-well Respiratory Pathogens B 16-well Respiratory Pathogens C 16-well Respiratory Pathogens 24-well Respiratory Viruses 16-well Upper Respiratory Pathogens 16-well	For the multiplexed TandemPlex® Panels please refer to page 19 - 23	–	–	–

*Haemophilus influenzae*, *parainfluenzae*, *haemolyticus*

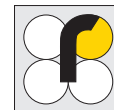
Multiplex Tandem PCR*				
Pneumonia 16-well	For the multiplexed TandemPlex® Panels please refer to page 19 - 23	–	–	–



\* Only available in selected countries.



## Respiratory infections



### Influenzavirus

Product	Description	Matrix	Tests	Art. No.
<b>Real-time RT-PCR</b>				
RIDA®GENE Flu	Multiplex real-time RT-PCR for the direct qualitative detection and differentiation of Influenza A, Influenza B and H1N1v RNA in untreated human nasal/throat swabs	Nasal swab/ throat swab	100	PG0505
RIDA®UNITY Flu	Multiplex real-time RT-PCR for the direct qualitative detection and differentiation of Influenza A, Influenza B and H1N1v RNA in untreated human nasal/throat swabs Only for use on the RIDA®UNITY System	Nasal swab/ throat swab	96	PG0505**
RIDA®GENE Flu & RSV	Multiplex real-time RT-PCR for the direct qualitative detection and differentiation of Influenza A, Influenza B and RSV RNA in untreated human nasal/throat swabs and untreated human bronchoalveolar lavage (BAL)	Nasal swab/ throat swab, BAL	100	PG0545
RIDA®GENE Flu & SARS-CoV-2	Multiplex real-time RT-PCR for the direct qualitative detection and differentiation of Influenza A/Influenza B and coronavirus (SARS-CoV-2) RNA in untreated human nasal/throat swabs	Nasal/ throat swab	200	PG6825
<b>Multiplex Tandem PCR*</b>				
Respiratory Pathogens 24-well SARS-CoV-2, Influenza & RSV 8-well Respiratory Viruses 16-well Respiratory Pathogens 12-well Respiratory Pathogens 16-well Upper Respiratory Pathogens 16-well Respiratory Pathogens B 16-well Respiratory Pathogens C 16-well	For the multiplexed TandemPlex® Panels please refer to page 19 - 23	–	–	–

\* Only available in selected countries.

\*\* In development.





## Respiratory infections

***Legionella* spp.**

Product	Description	Matrix	Tests	Art. No.
<b>Real-time PCR</b>				
RIDA®GENE Legionella	Multiplex real-time PCR for the direct qualitative detection and differentiation of <i>Legionella</i> spp. and <i>Legionella pneumophila</i> DNA in untreated human bronchoalveolar lavage (BAL)	BAL	100	PG8005
RIDA®GENE CAP Bac	Multiplex real-time PCR for the direct qualitative detection of <i>Chlamydomphila pneumoniae</i> , <i>Legionella pneumophila</i> and <i>Mycoplasma pneumoniae</i> DNA in untreated human bronchoalveolar lavage (BAL)	BAL	100	PG2705
RIDA®UNITY CAP Bac	Multiplex real-time PCR for the direct qualitative detection of <i>Chlamydomphila pneumoniae</i> , <i>Legionella pneumophila</i> and <i>Mycoplasma pneumoniae</i> DNA in untreated human bronchoalveolar lavage (BAL) Only for use on the RIDA®UNITY System	BAL	96	UN2705**
<b>Multiplex Tandem PCR*</b>				
Atypical Pneumonia 8-well Pneumonia 16-well Respiratory Pathogens B 16-well Respiratory Pathogens C 16-well Respiratory Pathogens 24-well	For the multiplexed TandemPlex® Panels please refer to page 19 - 23	–	–	–
<b>Enzyme immunoassay</b>				
RIDASCREEN® Legionella	Enzyme immunoassay for the detection of <i>Legionella pneumophila</i> serogroup 1 in human urine samples	Urine	96	C8001
<b>Reference controls for RIDASCREEN® ELISA</b>				
RIDASCREEN® Legionella Reference Controls	Reference controls A (positive) and B (negative)	–	2.0 mL (A) 2.0 mL (B)	CRP8004

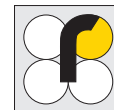


\* Only available in selected countries.

\*\* In development.



## Respiratory infections



### Metapneumovirus

Product	Description	Matrix	Tests	Art. No.
<b>RSV &amp; hMPV</b>				
<b>Real-time RT-PCR</b>				
RIDA®GENE RSV & hMPV	Multiplex real-time RT-PCR for the direct qualitative detection and differentiation of RSV and hMPV RNA in untreated human nasal/throat swabs and untreated human bronchoalveolar lavage (BAL)	Nasal/ throat swabs, BAL	100	PG5905
RIDA®UNITY RSV & hMPV	Multiplex real-time RT-PCR for the direct qualitative detection and differentiation of RSV and hMPV RNA in untreated human nasal/throat swabs and untreated human bronchoalveolar lavage (BAL) Only for use on the RIDA®UNITY System	Nasen-/ Rachen- abstrich, BAL	96	UN5905**
<b>Multiplex Tandem PCR*</b>				
Upper Respiratory Pathogens 16-well Respiratory Pathogens 12-well Respiratory Pathogens 16-well Respiratory Pathogens B 16-well Respiratory Pathogens C 16-well Respiratory Pathogens 24-well Respiratory Viruses 16-well	For the multiplexed TandemPlex® Panels please refer to page 19 - 23	–	–	–



### Mycobacterium tuberculosis complex

<b>Multiplex Tandem PCR*</b>				
Pneumonia 16-well	For the multiplexed TandemPlex® Panels please refer to page 19 - 23	–	–	–



\* Only available in selected countries.

\*\* In development.



## Respiratory infections

*Mycoplasma pneumoniae*

Product	Description	Matrix	Tests	Art. No.
<b>Real-time PCR</b>				
RIDA®GENE CAP Bac	Multiplex real-time PCR for the direct qualitative detection of <i>Chlamydomydia pneumoniae</i> , <i>Legionella pneumophila</i> and <i>Mycoplasma pneumoniae</i> DNA in untreated human bronchoalveolar lavage (BAL)	BAL	100	PG2705
RIDA®UNITY CAP Bac	Multiplex real-time PCR for the direct qualitative detection of <i>Chlamydomydia pneumoniae</i> , <i>Legionella pneumophila</i> and <i>Mycoplasma pneumoniae</i> DNA in untreated human bronchoalveolar lavage (BAL) Only for use on the RIDA®UNITY System	BAL	96	UN2705**
<b>Multiplex Tandem PCR*</b>				
Pneumonia 16-well Atypical Pneumonia 8-well Upper Respiratory Pathogens 16-well Respiratory Pathogens 16-well Respiratory Pathogens B 16-well Respiratory Pathogens C 16-well Respiratory Pathogens 24-well	For the multiplexed TandemPlex® Panels please refer to page 18 - 22	–	–	–



## Parainfluenzavirus

<b>Parainfluenza</b>		<b>Real-time RT-PCR</b>		
RIDA®GENE Parainfluenza	Multiplex real-time RT-PCR for the direct qualitative detection and differentiation of human Parainfluenza 1, 3 and 2/4 RNA in untreated human nasal/throat swabs	Nasal swab/ throat swab	100	PG5805
RIDA®UNITY Parainfluenza	Multiplex real-time RT-PCR for the direct qualitative detection and differentiation of human Parainfluenza 1, 3 and 2/4 RNA in untreated human nasal/throat swabs Only for use on the RIDA®UNITY System	Nasal swab/ throat swab	100	UN5805**
<b>Multiplex Tandem PCR*</b>				
Respiratory Pathogens 12-well Respiratory Pathogens 16-well Respiratory Pathogens B 16-well Respiratory Pathogens C 16-well Upper Respiratory Pathogens 16-well Respiratory Pathogens 24-well Respiratory Viruses 16-well	For the multiplexed TandemPlex® Panels please refer to page 18 - 22	–	–	–



\* Only available in selected countries.

\*\* In development.



## Respiratory infections

### Parechovirus

Product	Description	Matrix	Tests	Art. No.
<b>Real-time PCR</b>				
RIDA®GENE Pediatric Viral Panel	Multiplex real-time PCR for the direct qualitative detection and differentiation of rhinovirus/enterovirus/parechovirus RNA, bocavirus DNA, and adenovirus DNA in untreated human nasal/throat swabs	Nasal/ throat swab	100	PG4725
<b>Multiplex Tandem PCR*</b>				
Respiratory Viruses 16-well Respiratory Pathogens 16-well Upper Respiratory Pathogens 16-well	For the multiplexed TandemPlex® Panels please refer to page 18 - 22	–	–	–



### *Pneumocystis jirovecii*

<b>Real-time PCR</b>				
RIDA®GENE Pneumocystis jirovecii	Multiplex real-time PCR for the direct qualitative and quantitative detection of <i>Pneumocystis jirovecii</i> DNA in untreated human bronchoalveolar lavage (BAL)	BAL	100	PG1905
<b>Multiplex Tandem PCR*</b>				
Pneumonia 16-well Respiratory Pathogens 24-well Atypical Pneumonia 8-well	For the multiplexed TandemPlex® Panels please refer to page 18 - 22	–	–	–



\* Only available in selected countries.



## Respiratory infections

## Respiratory Syncytial Virus

Product	Description	Matrix	Tests	Art. No.
<b>RSV &amp; hMPV</b>				
RIDA®GENE RSV & hMPV	Multiplex real-time RT-PCR for the direct qualitative detection and differentiation of RSV and hMPV RNA in untreated human nasal/throat swabs and untreated human bronchoalveolar lavage (BAL)	Nasal/throat swabs, BAL	100	PG5905
RIDA®UNITY RSV & hMPV	Multiplex real-time RT-PCR for the direct qualitative detection and differentiation of RSV and hMPV RNA in untreated human nasal/throat swabs and untreated human bronchoalveolar lavage (BAL) Only for use on the RIDA®UNITY System	Nasal/throat swabs, BAL	96	UN5905**
RIDA®GENE Flu & RSV	Multiplex real-time RT-PCR for the direct qualitative detection and differentiation of Influenza A, Influenza B and RSV RNA in untreated human nasal/throat swabs and untreated human bronchoalveolar lavage (BAL)	Nasal/throat swabs, BAL	100	PG0545
<b>Multiplex Tandem PCR</b>				
Respiratory Pathogens 12-well Respiratory Pathogens 16-well Upper Respiratory Pathogens 16-well Respiratory Pathogens B 16-well Respiratory Pathogens C 16-well Respiratory Pathogens 24-well SARS-CoV-2, Influenza & RSV 8-well Respiratory Viruses 16-well	For the multiplexed TandemPlex® Panels please refer to page 18 - 22	–	–	–

*Staphylococcus aureus*

<b>Multiplex Tandem PCR*</b>				
Pneumonia 16-well	For the multiplexed TandemPlex® Panels please refer to page 18 - 22	–	–	–

*Streptococcus pneumoniae*

<b>Multiplex Tandem PCR*</b>				
Pneumonia 16-well	For the multiplexed TandemPlex® Panels please refer to page 18 - 22	–	–	–



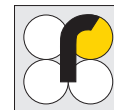
\* Only available in selected countries.

\*\* In development.





## Respiratory infections



### Multiplexed TandemPlex® Panels\*

Product	Description	Matrix	Tests	Art. No.
Real-time PCR				
Respiratory Pathogens 24-well Step 1 Tubes	TandemPlex® panel feature multiplex tandem PCR (MT-PCR) for qualitative detection of SARS-CoV-2 (2 assays); Seasonal coronavirus; Influenza A; Influenza A typing; Influenza B; <i>Pneumocystis jirovecii</i> ; <i>Chlamydomphila psittaci</i> ; Respiratory Syncytial Virus A & B; Rhinovirus & Enterovirus; Enterovirus (excl. Rhino); Parainfluenza 1, 2, 3, 4; Adenovirus groups B, C, and E, some A, D; Metapneumovirus; <i>Bordetella</i> spp.; <i>Legionella pneumophila</i> ; <i>Legionella longbeachae</i> ; <i>Mycoplasma pneumoniae</i> ; <i>Chlamydomphila pneumoniae</i> , <i>Bordetella pertussis</i> ; <i>Bordetella parapertussis</i> To be used with the <b>Highplex System</b> and the <b>Ultrplex 3 System</b>	Nasal swabs, throat swabs, nasopharyngeal swabs, nasopharyngeal aspirate (NPA), tracheal aspirate, bronchial washing, bronchoalveolar lavage (BAL) or saliva for detection of SARS-CoV-2	96	80617S
Respiratory Pathogens 24-well Step 2 Plates			192	80617P
Low RNA Reagent Cassette			–	40331
Medium RNA Reagent Reservoir			–	40521
Real-time PCR				
SARS-CoV-2, Influenza & RSV 8-well Step 1 Tubes	TandemPlex® panel feature multiplex tandem PCR (MT-PCR) for qualitative detection of SARS-CoV-2 (3 assays); Influenza A; Influenza A typing; Influenza B; Respiratory Syncytial Virus A & B To be used with the <b>Highplex System</b> and the <b>Ultrplex 3 System</b>	Nasal swabs, throat swabs, nasopharyngeal swabs, nasopharyngeal aspirate (NPA), tracheal aspirate, bronchial washing, bronchoalveolar lavage (BAL) or saliva for detection of SARS-CoV-2	96	80081S
SARS-CoV-2, Influenza & RSV 8-well Step 2 Plates			288** 576**	80081P
Demi RNA Reagent Cassette	–		40341	
Low RNA Reagent Reservoir	–		40531	
Real-time PCR				

\* Only available in selected countries.

\*\* Up to 288 tests on Highplex, up to 384/576 tests on Ultrplex.



## Respiratory infections

## Multiplexed TandemPlex® Panels\*

Product	Description	Matrix	Tests	Art. No.
Real-time PCR				
Respiratory Pathogens 12-well Step 1 Tubes	TandemPlex® panel feature multiplex tandem PCR (MT-PCR) for qualitative detection of SARS-CoV-2 (2 assays); Influenza A; Influenza B; Respiratory Syncytial Virus A & B; Rhinovirus / Enterovirus; Parainfluenza 1, 2, 3, 4; Adenovirus groups B, C, and E, some A, D; <i>Metapneumovirus</i> ; <i>Bordetella</i> spp. To be used with the <b>Highplex System</b> and the <b>Ultrplex 3 System</b>	Nasal swabs, throat swabs, nasopharyngeal swabs, nasopharyngeal aspirate (NPA), tracheal aspirate, bronchial washing, bronchoalveolar lavage (BAL) or saliva for detection of SARS-CoV-2	96	80618S
Respiratory Pathogens 12-well Step 2 Plates			288*** 384***	80618P
Low RNA Reagent Cassette			Reagent cassettes contain the mixture of enzymes and buffers required for Polymerase Chain Reaction (PCR) during the Step 1 and Step 2 reactions To be used on the <b>Highplex System</b>	–
Medium RNA Reagent Reservoir	Reagent reservoir contain the mixture of enzymes and buffers required for Polymerase Chain Reaction (PCR) during the Step 1 and Step 2 reactions To be used on the <b>Ultrplex 3 System</b>		–	40521
Real-time PCR				
Respiratory Pathogens 16-well Step 1 Tubes**	TandemPlex® panel feature multiplex tandem PCR (MT-PCR) for qualitative detection of SARS-CoV-2 (2 assays); Influenza A; Influenza B; Respiratory Syncytial Virus A & B; Rhinovirus / Enterovirus; Enterovirus; Parechovirus; Parainfluenza 1, 2, 3, 4; Adenovirus groups B, C, and E, some A, D; <i>Metapneumovirus</i> ; <i>Bordetella</i> spp.; <i>Mycoplasma pneumoniae</i> To be used with the <b>Highplex System</b> and the <b>Ultrplex 3 System**</b>	Nasal swab, throat swab, nasopharyngeal swab, nasopharyngeal aspirate (NPA), tracheal aspiration, bronchoalveolar lavage (BAL), sputum, lung biopsy, bronchial washing, culture isolate, and cerebrospinal fluid (CSF) or saliva for detection of SARS-CoV-2. CSF samples have only been validated for the detection of hAdv, Parechovirus and EV targets	96	20620S
Respiratory Pathogens 16-well Step 2 Plates**			288	20620P
Low RNA Reagent Cassette			Reagent cassettes contain the mixture of enzymes and buffers required for Polymerase Chain Reaction (PCR) during the Step 1 and Step 2 reactions To be used on the <b>Highplex System</b>	–
Medium RNA Reagent Reservoir	Reagent reservoir contain the mixture of enzymes and buffers required for Polymerase Chain Reaction (PCR) during the Step 1 and Step 2 reactions To be used on the <b>Ultrplex 3 System</b>		–	40521

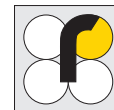
\* Only available in selected countries.

\*\* Coming soon on Ultrplex 3 System.

\*\*\* Up to 288 tests on Highplex, up to 384/576 tests on Ultrplex.



## Respiratory infections



### Multiplexed TandemPlex® Panels\*

Product	Description	Matrix	Tests	Art. No.
Real-time PCR				
Respiratory Pathogens B 16-well Step 1 Tubes**	TandemPlex® panel feature multiplex tandem PCR (MT-PCR) for qualitative detection of SARS-CoV-2 (2 assays); Influenza A; Influenza B; Respiratory Syncytial Virus A & B; Rhinovirus / Enterovirus; Parainfluenza 1, 2, 3, 4; Adenovirus groups B, C, and E, some A, D; Metapneumovirus; <i>Bordetella</i> spp; <i>Bordetella parapertussis</i> ; <i>Legionella pneumophila</i> ; <i>Legionella longbeachae</i> ; <i>Mycoplasma pneumoniae</i> ; <i>Chlamydia pneumoniae</i> To be used with the <b>Highplex System</b> and the <b>Ultrplex 3 System**</b>	Nasal swab, throat swab, nasopharyngeal swab, nasopharyngeal aspirate (NPA), tracheal aspiration, bronchoalveolar lavage (BAL), sputum, lung biopsy, bronchial washing, culture isolate, and cerebrospinal fluid (CSF)	96	20612S
Respiratory Pathogens B 16-well Step 2 Plates**		or saliva for detection of SARS-CoV-2. CSF samples have only been validated for the detection of hAdv.	288	20612P
Low RNA Reagent Cassette	Reagent cassettes contain the mixture of enzymes and buffers required for Polymerase Chain Reaction (PCR) during the Step 1 and Step 2 reactions To be used on the <b>Highplex System</b>		–	40331
Medium RNA Reagent Reservoir	Reagent reservoir contain the mixture of enzymes and buffers required for Polymerase Chain Reaction (PCR) during the Step 1 and Step 2 reactions To be used on the <b>Ultrplex 3 System</b>		–	40521
Real-time PCR				
Respiratory Pathogens C 16-well Step 1 Tubes**	TandemPlex® panel feature multiplex tandem PCR (MT-PCR) for qualitative detection of SARS-CoV-2 (2 assays); Influenza A; Influenza A typing H1/H3; Influenza B; Respiratory Syncytial Virus A & B; Rhinovirus / Enterovirus; Parainfluenza 1, 2, 3, 4; <i>Bordetella</i> spp.; Adenovirus groups B, C, and E, some A, D; Metapneumovirus; <i>Bordetella pertussis</i> ; <i>Legionella pneumophila</i> ; <i>Legionella longbeachae</i> ; <i>Mycoplasma pneumoniae</i> To be used with the <b>Highplex System</b> and the <b>Ultrplex 3 System**</b>	Nasal swab, throat swab, nasopharyngeal swab, nasopharyngeal aspirate (NPA), tracheal aspirate, bronchoalveolar lavage (BAL), sputum, lung biopsy, bronchial washing, culture isolate or saliva for detection of SARS-CoV-2	96	20613S
Respiratory Pathogens C 16-well Step 2 Plates**			288	20613P
Low RNA Reagent Cassette	Reagent cassettes contain the mixture of enzymes and buffers required for Polymerase Chain Reaction (PCR) during the Step 1 and Step 2 reactions To be used on the <b>Highplex System</b>		–	40331
Medium RNA Reagent Reservoir	Reagent reservoir contain the mixture of enzymes and buffers required for Polymerase Chain Reaction (PCR) during the Step 1 and Step 2 reactions To be used on the <b>Ultrplex 3 System</b>		–	40521

\* Only available in selected countries.

\*\* Coming soon on Ultrplex 3 System.



## Respiratory infections

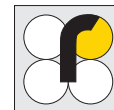
## Multiplexed TandemPlex® Panels\*

Product	Description	Matrix	Tests	Art. No.
<b>Multiplex Tandem PCR</b>				
Upper Respiratory Pathogens (16-well) Step 1 Tubes	TandemPlex® Panel features Multiplex Tandem PCR (MT-PCR) for the qualitative detection of influenza A; Influenza A typing; influenza B; Respiratory Syncytial Virus A & B; rhinovirus/enterovirus; enterovirus; parechovirus; parainfluenza 1-3; parainfluenza 4; SARS-CoV-2 (2 assays); adenovirus; metapneumovirus A & B; <i>Bordetella</i> spp.; <i>Mycoplasma pneumoniae</i> <b>To be used on the Highplex System</b>	Nasal/nasopharyngeal/throat swab, nasopharyngeal aspirate (NPA), tracheal aspirate, broncheal lavage, BAL, sputum, lung biopsy, culture isolate.	96	20616S
Upper Respiratory Pathogens (16-well) Step 2 Plates		CSF (adenovirus, parechovirus, enterovirus) and saliva (SARS-CoV-2).	288	20616P
Low RNA Reagent Cassette	The reagent cassettes contain the enzyme and buffer mix needed for the polymerase chain reaction (PCR) during the Step 1 and Step 2 reactions. <b>To be used on the Highplex System</b>		–	40331
<b>Multiplex Tandem PCR</b>				
Respiratory Viruses 16-well Step 1 Tubes	TandemPlex® panel feature multiplex tandem PCR (MT-PCR) for qualitative detection of SARS-CoV-2 (2 assays); Seasonal Coronavirus; Influenza A; Influenza A typing H1/H3; Influenza B; Parainfluenza 1, 2, 3, 4; Respiratory Syncytial Virus A & B; Rhinovirus / Enterovirus; Enterovirus; Parechovirus; Adenovirus groups B, C, E, some A, D; Metapneumovirus; Bocavirus <b>To be used with the Highplex System and the Ultrplex 3 System</b>	Nasal swab, throat swab, nasopharyngeal swab, nasopharyngeal aspirate (NPA), tracheal aspiration, bronchoalveolar lavage (BAL), sputum, lung biopsy, bronchial washing, culture isolate, cerebrospinal fluid (CSF) or saliva for detection of SARS-CoV-2.	96	20602S
Respiratory Viruses 16-well Step 2 Plates		CSF samples have only been validated for the detection of hAdV, Parechovirus and EV targets	288	20602P
Low RNA Reagent Cassette	Reagent cassettes contain the mixture of enzymes and buffers required for Polymerase Chain Reaction (PCR) during the Step 1 and Step 2 reactions <b>To be used on the Highplex System</b>		–	40331
Medium RNA Reagent Reservoir	Reagent reservoir contain the mixture of enzymes and buffers required for Polymerase Chain Reaction (PCR) during the Step 1 and Step 2 reactions <b>To be used on the Ultrplex 3 System</b>		–	40521

\* Only available in selected countries.



## Respiratory infections



### Multiplexed TandemPlex® Panels\*

Product	Description	Matrix	Tests	Art. No.
Multiplex Tandem PCR				
Pneumonia 16-well Step 1 Tubes	TandemPlex® Panel features a Multiplex Tandem PCR (MT-PCR) for the qualitative detection of <i>Mycoplasma pneumoniae</i> ; <i>Chlamydomphila pneumoniae</i> ; <i>Chlamydomphila psittaci</i> ; <i>Legionella pneumophila</i> ; <i>Legionella longbeachae</i> ; <i>Haemophilus influenzae</i> , <i>H. parainfluenzae</i> & <i>H. haemolyticus</i> ; <i>Streptococcus pneumoniae</i> ; <i>Staphylococcus aureus</i> ; <i>Bordetella</i> spp.; <i>Coxiella burnetti</i> (RUO); <i>Mycobacterium tuberculosis</i> complex; <i>Aspergillus fumigatus</i> (RUO); <i>Pneumocystis jirovecii</i> (PCP); <i>Cryptococcus neoformans</i> To be used with the <b>Highplex System</b> and the <b>Ultrplex 3 System</b>	Nasal/nasopha- ryngeal/throat swab, nasopha- ryngeal aspirate (NPA), tracheal aspirate, bronchial lavage, BAL, sputum, lung biopsy, culture isolate	96	20631S
Pneumonia 16-well Step 2 Plates			288	20631P
Low DNA Reagent Cassette	The reagent reservoirs contain the enzyme and buffer mix needed for the polymerase chain reaction (PCR) during the Step 1 and Step 2 reactions. To be used on the <b>Highplex System</b>		–	40231
Medium DNA Reagent Reservoir	The reagent reservoirs contain the enzyme and buffer mix needed for the polymerase chain reaction (PCR) during the Step 1 and Step 2 reactions. To be used on the <b>Ultrplex 3 System</b>		–	40421
Multiplex Tandem PCR				
Atypical Pneumonia (8-well) Step 1 Tubes	TandemPlex® Panel features a Multiplex Tandem PCR (MT-PCR) for the qualitative detection of <i>Mycoplasma pneumoniae</i> ; <i>Chlamydomphila pneumoniae</i> ; <i>Chlamydomphila psittaci</i> ; <i>Legionella pneumophila</i> ; <i>Legionella longbeachae</i> ; <i>Pneumocystis jirovecii</i> ; <i>Cryptococcus neoformans</i> . To be used on the <b>Highplex System</b>	Nasal/naso- pharyngeal/ throat swab, nasopharyngeal aspirate (NPA), tracheal aspirate, broncheal lavage, BAL, sputum, lung biopsy, or culture	96	20632S
Atypical Pneumonia (8-well) Step 2 Plate			288	20632P
Demi DNA Reagent Cassette	The reagent cassettes contain the enzyme and buffer mix needed for the polymerase chain reaction (PCR) during the Step 1 and Step 2 reactions. To be used on the <b>Highplex System</b>		–	40241
Controls				
Synthetic Positive Control for Atypical Pneumonia	The Synthetic Positive Controls are designed to be used as positive controls for TandemPlex® panels	–	–	91071
Synthetic Positive Control for Respiratory Pathogens	The Synthetic Positive Controls are designed to be used as positive controls for TandemPlex® panels	–	–	91011

\* Only available in selected countries.





## Respiratory infections

## Automation solutions

Product	Description	Units	Art. No.
<b>Real-time PCR</b>			
RIDA®UNITY	System for automated processing of a complete molecular diagnostic workflow: nucleic acid extraction, PCR setup and qPCR	1	ZUNITY
RIDA®CYCLER	The RIDA®CYCLER is a magnetic induction real-time PCR cyclers with 4 channels (FAM, HEX/VIC, ROX, Cy5). For research use only. Not for use in diagnostic procedures	1	ZRCYCLER
RIDA®SEEK	RIDA®SEEK is an interpretation software that enables qualitative result interpretation from raw data generated by RIDA®GENE/RIDA®UNITY real-time PCR assays in conjunction with real-time PCR instruments	1	ZRIDASEEK
<b>Multiplex Tandem PCR*</b>			
Highplex Alliance™	The Highplex Alliance™ consists of the MT-Prep™ 24 for sample purification and the Highplex system for automated processing of TandemPlex® panels For detailed information please refer to page 74	1	–
Ultrplex Alliance™	The Ultrplex Alliance™ consists of the MT-Prep™ XL for sample purification and the Ultrplex 3 for automated processing of TandemPlex® panels For detailed information please refer to page 74	1	–



\* Only available in selected countries.





# Gastrointestinal infections and diseases

## Gastrointestinal diseases – comprehensive testing solutions for intestinal health

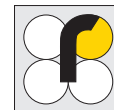
Healthcare professionals face significant challenges in the differential diagnosis and treatment of gastrointestinal disorders. Relatively non-specific clinical symptoms, such as diarrhea, vomiting, nausea, abdominal pain and fever, are offset by a variety of causes. Rapid and reliable diagnosis of viral, bacterial and parasitic infections as well as inflammatory diseases of the gastrointestinal tract is essential for appropriate treatment of the patient and prevention of pathogen transmission. The choice of the suitable method plays a crucial role.

Although microbial culture, microscopy and invasive techniques remain established methods in the

diagnosis of gastrointestinal diseases, the number of laboratories using commercial IVD testing in routine is increasing. The validated and standardized solutions in the field of rapid tests, ELISA, microspotarray and PCR offer advantages in terms of workload and time, sensitivity as well as specificity, and patient comfort.

R-Biopharm offers comprehensive testing solutions to meet the diagnostic and organizational needs of small to large laboratories. Benefit from our wealth of system offerings for the diagnosis of gastrointestinal diseases with their diverse parameter selection.





## Adenovirus

Product	Description	Matrix	Tests	Art. No.
<b>Real-time RT-PCR</b>				
RIDA®GENE Viral Stool Panel I	Multiplex real-time RT-PCR for the direct qualitative detection and differentiation of Norovirus RNA, Rotavirus RNA, Adenovirus (subtype 40/41) DNA, and Astrovirus RNA in untreated human stool samples	Stool	100	PG1315
RIDA®GENE Viral Stool Panel II	Multiplex real-time RT-PCR for the direct qualitative detection and differentiation of Rotavirus RNA, Astrovirus RNA, and Adenovirus (subtype 40/41) DNA in untreated human stool samples	Stool	100	PG1325
RIDA®GENE Viral Stool Panel III	Multiplex real-time RT-PCR for the direct qualitative detection and differentiation of Norovirus RNA, Rotavirus RNA and Adenovirus (subtype 40/41) DNA in untreated human stool samples	Stool	100	PG1335
RIDA®UNITY Viral Stool Panel II	Multiplex real-time RT-PCR for the direct qualitative detection and differentiation of Rotavirus RNA, Astrovirus RNA, and Adenovirus (subtype 40/41) DNA in untreated stool samples. Only for use on the RIDA®UNITY System	Stool	96	UN1325
<b>Multiplex Tandem PCR*</b>				
Enteric Viruses 8-well Faecal Pathogens A 16-well Faecal Pathogens B 16-well Faecal Pathogens M 16-well	For the multiplexed TandemPlex® Panels please refer to page 46 - 48	–	–	–
<b>Enzyme immunoassay</b>				
RIDASCREEN® Adenovirus	Enzyme immunoassay for the detection of Adenoviruses in human stool samples	Stool	96	C1001
<b>Reference controls for RIDASCREEN® ELISA</b>				
RIDASCREEN® Adenovirus Reference Controls	Reference controls A (positive) and B (negative)	–	2.0 mL (A) 2.0 mL (B)	CRP1004
<b>Rapid tests</b>				
RIDA®QUICK Rotavirus/Adenovirus Combi	Immunochromatographic lateral flow rapid test for the detection of Rotavirus and/or Adenovirus in human stool samples Single pouched cassettes	Stool	20	N1003
RIDA®QUICK Rotavirus/Adenovirus/Norovirus Combi	Immunochromatographic lateral flow rapid test for the detection of Rotavirus and/or Adenovirus and/or Norovirus genogroup I and II in human stool samples Single pouched cassettes	Stool	20	N1903
<b>Control for RIDA®QUICK</b>				
RIDA®QUICK Rotavirus/Adenovirus Combi Control	Positive control	–	1.8 mL	NP1904
<b>Sample diluent for RIDA®QUICK</b>				
RIDA®QUICK Rotavirus/Adenovirus Sample diluent	Tubes with 1.5 mL sample diluent	Stool	25	ZN1004



\* Only available in selected countries.



## Gastrointestinal infections and diseases

## Aeromonas

Product	Description	Matrix	Tests	Art. No.
Multiplex Tandem PCR*				
Faecal Pathogens M 16-well Faecal Pathogens A 16-well (Target RUO in panel A)	For the multiplexed TandemPlex® Panels please refer to page 46 - 48	–	–	–



## Akkermansia muciniphila

Real-time PCR				
RIDA®GENE Akkermansia muciniphila	Multiplex real-time PCR for the direct qualitative or quantitative detection of <i>Akkermansia muciniphila</i> DNA in untreated human stool samples	Stool	100	PG0145**



## Astrovirus

Real-time RT-PCR				
RIDA®GENE Viral Stool Panel I	Multiplex real-time RT-PCR for the direct qualitative detection and differentiation of Norovirus RNA, Rotavirus RNA, Adenovirus (subtype 40/41) DNA, and Astrovirus RNA in untreated human stool samples	Stool	100	PG1315
RIDA®GENE Viral Stool Panel II	Multiplex real-time RT-PCR for the direct qualitative detection and differentiation of Rotavirus RNA, Astrovirus RNA, and Adenovirus (subtype 40/41) DNA in untreated human stool samples	Stool	100	PG1325
RIDA®UNITY Viral Stool Panel II	Multiplex real-time RT-PCR for the direct qualitative detection and differentiation of Rotavirus RNA, Astrovirus RNA, and Adenovirus (subtype 40/41) DNA in untreated stool samples. Only for use on the RIDA®UNITY System	Stool	96	UN1325
Multiplex Tandem PCR*				
Enteric Viruses 8-well Faecal Pathogens B 16-well Faecal Pathogens M 16-well	For the multiplexed TandemPlex® Panels please refer to page 46 - 48	–	–	–
Enzyme immunoassay				
RIDASCREEN® Astrovirus	Enzyme immunoassay for the detection of Astrovirus in human stool samples	Stool	96	C1301
Reference controls for RIDASCREEN® ELISA				
RIDASCREEN® Astrovirus Reference Controls	Reference controls A (positive) and B (negative)	–	2.0 mL (A) 2.0 mL (B)	CRP1304

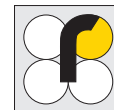


\* Only available in selected countries.

\*\* Limited product availability possible from 2027.



## Gastrointestinal infections and diseases



### *Blastocystis hominis*

Product	Description	Matrix	Tests	Art. No.
Multiplex Tandem PCR*				
Parasites 8-well Faecal Pathogens A 16-well	For the multiplexed TandemPlex® Panels please refer to page 46 - 48	–	–	–



### Bacteroides

Multiplex Tandem PCR*				
RIDA®GENE Gut Balance	Multiplex real-time PCR for the direct qualitative or quantitative detection and differentiation of Bacteroides and Clostridium Cluster XIVa DNA in untreated human stool samples	Stool	100	PG0105*



### *Campylobacter* spp.

Real-time PCR				
RIDA®GENE Bacterial Stool Panel	Multiplex real-time PCR for the direct qualitative detection and differentiation of <i>Salmonella</i> spp., <i>Campylobacter</i> spp. ( <i>C. coli</i> , <i>C. lari</i> , <i>C. jejuni</i> ) and <i>Yersinia enterocolitica</i> DNA in untreated human stool samples	Stool	100	PG2405
RIDA®GENE Bacterial Stool Panel I	Multiplex real-time PCR for the direct qualitative detection and differentiation of <i>Salmonella</i> spp., <i>Campylobacter</i> spp. ( <i>C. coli</i> , <i>C. lari</i> , <i>C. jejuni</i> ), EIEC/ <i>Shigella</i> spp. and STEC DNA in untreated human stool samples	Stool	100	PG2415
RIDA®UNITY Bacterial Stool Panel	Multiplex real-time PCR for the direct qualitative detection and differentiation of <i>Salmonella</i> spp., <i>Campylobacter</i> spp. ( <i>C. coli</i> , <i>C. lari</i> , <i>C. jejuni</i> ) and <i>Yersinia enterocolitica</i> DNA in untreated human stool samples Only for use on the RIDA®UNITY System	Stool	96	UN2405
Multiplex Tandem PCR*				
Faecal Bacteria and Parasites 12-well Faecal Pathogens M 16-well Faecal Pathogens A 16-well Faecal Pathogens B 16-well	For the multiplexed TandemPlex® Panels please refer to page 46 - 48	–	–	–



\* Only available in selected countries.

\*\* Limited product availability possible from 2027.



## Gastrointestinal infections and diseases

***Campylobacter* spp.**

Product	Description	Matrix	Tests	Art. No.
<b>Enzyme immunoassay</b>				
RIDASCREEN® <i>Campylobacter</i>	Enzyme immunoassay for the detection of <i>Campylobacter jejuni</i> and <i>Campylobacter coli</i> in human stool samples	Stool	96	C2401
<b>Reference controls for RIDASCREEN® ELISA</b>				
RIDASCREEN® <i>Campylobacter</i> Reference Controls	Reference controls A (positive) and B (negative)	–	2.0 mL (A) 2.0 mL (B)	CRP2404
<b>Rapid test</b>				
RIDA®QUICK <i>Campylobacter</i>	Immunochromatographic lateral flow rapid test for the detection of <i>Campylobacter jejuni</i> und <i>Campylobacter coli</i> in human stool samples Single pouched cassettes	Stool	25	N2403
<b>Control for RIDA®QUICK</b>				
RIDA®QUICK <i>Campylobacter</i> Control	Positive control	–	1.8 mL	NP2404

***Clostridium* Cluster XIVa**

<b>Multiplex Tandem PCR*</b>				
RIDA®GENE Gut Balance	Multiplex real-time PCR for the direct qualitative or quantitative detection and differentiation of <i>Bacteroides</i> and <i>Clostridium</i> Cluster XIVa DNA in untreated human stool samples	Stool	100	PG0105**

***Clostridium difficile* / *Clostridioides difficile***

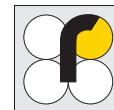
<b>Real-time PCR</b>				
RIDA®GENE <i>Clostridium difficile</i>	Multiplex real-time PCR for the direct qualitative detection of <i>Clostridium difficile</i> DNA and <i>Clostridium difficile</i> toxin genes A (tcdA) and B (tcdB) in untreated human stool samples	Stool	100	PG0835
RIDA®GENE Hospital Stool Panel	Multiplex real-time RT-PCR for the direct qualitative detection and differentiation of Norovirus RNA (genogroup I and II), Rotavirus RNA and <i>Clostridium difficile</i> toxin genes A (tcdA) and B (tcdB) in untreated human stool samples	Stool	100	PG0705
RIDA®UNITY C. difficile	Multiplex real-time PCR for the direct qualitative detection of <i>Clostridioides difficile</i> DNA and <i>Clostridioides difficile</i> toxin genes A (tcdA) and B (tcdB) in untreated human stool samples Only for use on the RIDA®UNITY System	Stool	96	UN0835***



\* Only available in selected countries.

\*\* Limited product availability possible from 2027.

\*\*\* In development.



### *Clostridium difficile* / *Clostridioides difficile*

Product	Description	Matrix	Tests	Art. No.
<b>Multiplex Tandem PCR*</b>				
Faecal Bacteria and Parasites 12-well Faecal Pathogens A 16-well Faecal Pathogens B 16-well Faecal Pathogens M 16-well	For the multiplexed TandemPlex® Panels please refer to page 46 - 48	–	–	–
<b>Enzyme immunoassays</b>				
RIDASCREEN® Clostridium difficile GDH	Enzyme immunoassay for the detection of glutamate dehydrogenase of <i>Clostridium difficile</i> in human stool samples	Stool	96	C0701
RIDASCREEN® Clostridium difficile Toxin A/B	Enzyme immunoassay for the detection of toxin A and B of <i>Clostridium difficile</i> in human stool samples	Stool	96	C0801
<b>Reference controls for RIDASCREEN® ELISA</b>				
RIDASCREEN® Clostridium difficile GDH Reference Controls	Reference controls A (positive) and B (negative)	–	2.0 mL (A) 2.0 mL (B)	CRP0704
RIDASCREEN® Clostridium difficile Toxin A/B Reference Controls	Reference controls A (positive) and B (negative)	–	2.0 mL (A) 2.0 mL (B)	CRP0804
<b>Rapid tests</b>				
RIDA®QUICK Clostridium difficile GDH	Immunochromatographic lateral flow rapid test for the detection of glutamate dehydrogenase of <i>Clostridium difficile</i> in human stool samples Single pouched cassettes	Stool	25	N0703
RIDA®QUICK Clostridium difficile Toxin A/B	Immunochromatographic lateral flow rapid test for the detection of Toxins A and B of <i>C. difficile</i> in human stool samples Single pouched cassettes	Stool	25	N0803
<b>Controls for RIDA®QUICK</b>				
RIDASCREEN® Clostridium difficile GDH Control	Positive control	–	1.8 mL	NP0704
RIDA®QUICK Clostridium difficile Toxin A/B Control	Positive control	–	1.8 mL	NP0804



\* Only available in selected countries.



## Gastrointestinal infections and diseases

*Clostridium perfringens*

Product	Description	Matrix	Tests	Art. No.
<b>Enzyme immunoassay</b>				
RIDASCREEN® Clostridium perfringens Enterotoxin	Enzyme immunoassay for detection of enterotoxin of <i>Clostridium perfringens</i> in human stool samples	Stool	96	C0601
<b>Reference controls for RIDASCREEN® ELISA</b>				
RIDASCREEN® Clostridium perfringens Enterotoxin Reference Controls	Reference controls A (positive) and B (negative)	–	2.0 mL (A) 2.0 mL (B)	CRP0604

*Cryptosporidium* spp.

<b>Real-time PCR</b>				
RIDA®GENE Parasitic Stool Panel I	Multiplex real-time PCR for the direct qualitative detection and differentiation of <i>Giardia lamblia</i> , <i>Entamoeba histolytica</i> , <i>Cryptosporidium</i> spp. and <i>Dientamoeba fragilis</i> DNA in untreated human stool samples	Stool	100	PG1715
RIDA®GENE Parasitic Stool Panel II	Multiplex real-time PCR for the direct qualitative detection and differentiation of <i>Giardia lamblia</i> , <i>Entamoeba histolytica</i> and <i>Cryptosporidium</i> spp. DNA in untreated human stool samples	Stool	100	PG1725
RIDA®UNITY Parasitic Stool Panel II	Multiplex real-time PCR for the direct qualitative detection and differentiation of <i>Giardia lamblia</i> , <i>Entamoeba histolytica</i> and <i>Cryptosporidium</i> spp. DNA in untreated human stool samples Only for use on the RIDA®UNITY System	Stool	96	UN1725
<b>Multiplex Tandem PCR*</b>				
Faecal Bacteria and Parasites 12-well Faecal Pathogens A 16-well Faecal Pathogens B 16-well Faecal Pathogens M 16-well Parasites 8-well	For the multiplexed TandemPlex® Panels please refer to page 46 - 48	–	–	–
<b>Enzyme immunoassay</b>				
RIDASCREEN® Cryptosporidium	Enzyme immunoassay for the detection of <i>Cryptosporidium</i> in human stool samples	Stool	96	C1201
<b>Reference controls for RIDASCREEN® ELISA</b>				
RIDASCREEN® Cryptosporidium Reference Controls	Reference controls A (positive) and B (negative)	–	2.0 mL (A) 2.0 mL (B)	CRP1204

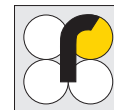


\* Only available in selected countries.





## Gastrointestinal infections and diseases



### *Cryptosporidium* spp.

Product	Description	Matrix	Tests	Art. No.
Rapid tests				
RIDA®QUICK Cryptosporidium	Immunochromatographic lateral flow rapid test for the detection of <i>Cryptosporidium parvum</i> in human stool samples Single pouched cassettes	Stool	20	N1203
RIDA®QUICK Cryptosporidium/Giardia Combi	Immunochromatographic lateral flow rapid test for the detection of <i>Cryptosporidium parvum</i> and/or <i>Giardia lamblia</i> in human stool samples Single pouched cassettes	Stool	20	N1123
RIDA®QUICK Cryptosporidium/Giardia/Entamoeba Combi	Immunochromatographic lateral flow rapid test for the detection of <i>Cryptosporidium parvum</i> and/or <i>Giardia lamblia</i> and/or <i>Entamoeba histolytica</i> ( <i>sensu lato</i> ) in human stool samples Single pouched cassettes	Stool	20	N1723
Control for RIDA®QUICK				
RIDA®QUICK Parasite Combi Control	Positive control	–	1.8 mL	NP1704



### *Cyclospora cayetanensis*

Multiplex Tandem PCR*				
Parasites 8-well	For the multiplexed TandemPlex® Panels please refer to page 46 - 48	–	–	–



### *Dientamoeba fragilis*

Real-time PCR				
RIDA®GENE Parasitic Stool Panel I	Multiplex real-time PCR for the direct qualitative detection and differentiation of <i>Giardia lamblia</i> , <i>Entamoeba histolytica</i> , <i>Cryptosporidium</i> spp. and <i>Dientamoeba fragilis</i> DNA in untreated human stool samples	Stool	100	PG1715
Multiplex Tandem PCR*				
Parasites 8-well Faecal Pathogens A 16-well	For the multiplexed TandemPlex® Panels please refer to page 46 - 48	–	–	–



\* Only available in selected countries.

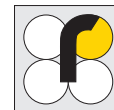


## Gastrointestinal infections and diseases

**Entamoeba spp.**

Product	Description	Matrix	Tests	Art. No.
<b>Real-time PCR</b>				
RIDA®GENE Parasitic Stool Panel I	Multiplex real-time PCR for the direct qualitative detection and differentiation of <i>Giardia lamblia</i> , <i>Entamoeba histolytica</i> , <i>Cryptosporidium</i> spp. and <i>Dientamoeba fragilis</i> DNA in untreated human stool samples	Stool	100	PG1715
RIDA®GENE Parasitic Stool Panel II	Multiplex real-time PCR for the direct qualitative detection and differentiation of <i>Giardia lamblia</i> , <i>Entamoeba histolytica</i> and <i>Cryptosporidium</i> spp. DNA in untreated human stool samples	Stool	100	PG1725
RIDA®UNITY Parasitic Stool Panel II	Multiplex real-time PCR for the direct qualitative detection and differentiation of <i>Giardia lamblia</i> , <i>Entamoeba histolytica</i> and <i>Cryptosporidium</i> spp. DNA in untreated human stool samples Only for use on the RIDA®UNITY System	Stool	96	UN1725
<b>Multiplex Tandem PCR*</b>				
Faecal Bacteria and Parasites 12-well Faecal Pathogens M 16-well Parasites 8-well Faecal Pathogens A 16-well Faecal Pathogens B 16-well	For the multiplexed TandemPlex® Panels please refer to page 46 - 48	–	–	–
<b>Entamoeba Enzyme immunoassays</b>				
RIDASCREEN® Entamoeba	Enzyme immunoassay for the detection of <i>Entamoeba histolytica</i> / <i>Entamoeba dispar</i> in human stool samples	Stool	96	C1701
<b>Reference controls for RIDASCREEN® ELISA</b>				
RIDASCREEN® Entamoeba Reference Controls	Reference controls A (positive) and B (negative)	–	2.0 mL (A) 2.0 mL (B)	CRP1704
<b>Rapid tests</b>				
RIDA®QUICK Entamoeba	Immunochromatographic lateral flow rapid test for the detection of <i>Entamoeba histolytica</i> ( <i>sensu lato</i> ) in human stool samples Single pouched cassettes	Stool	20	N1703
RIDA®QUICK Cryptosporidium/Giardia/ Entamoeba Combi	Immunochromatographic lateral flow rapid test for the detection of <i>Cryptosporidium parvum</i> and/or <i>Giardia lamblia</i> and/or <i>Entamoeba histolytica</i> ( <i>sensu lato</i> ) in human stool samples Single pouched cassettes	Stool	20	N1723
<b>Control for RIDA®QUICK</b>				
RIDA®QUICK Parasite Combi Control	Positive control	–	1.8 mL	NP1704

\* Only available in selected countries.



## Enterovirus

Product	Description	Matrix	Tests	Art. No.
<b>Enterovirus</b>				
<b>Real-time RT-PCR</b>				
RIDA®GENE Enterovirus	Multiplex real-time RT-PCR for the direct qualitative detection of Enterovirus RNA (Polioviruses, Echoviruses, Coxsackieviruses and human Enteroviruses 70/71) in untreated human stool samples and cerebrospinal fluid	Stool/CSF	100	PG4705
<b>Multiplex Tandem PCR*</b>				
Enteric viruses 8-well	For the multiplexed TandemPlex® Panels please refer to page 46 - 48	–	–	–



## Escherichia coli

<b>Real-time PCR</b>				
RIDA®GENE EHEC/EPEC	Multiplex real-time PCR for the direct qualitative detection of DNA for virulence factors of EHEC, STEC, EPEC, and EIEC/ <i>Shigella</i> spp. in untreated human stool and culture samples	Stool/cultures	100	PG2205
RIDA®GENE EAEC	Multiplex real-time PCR for the direct qualitative detection of enteroaggregative <i>E. coli</i> (EAEC) DNA in untreated human stool samples and culture samples	Stool/cultures	100	PG2215
RIDA®GENE ETEC/EIEC	Multiplex real-time PCR for the direct qualitative detection of DNA for virulence factors of ETEC and EIEC/ <i>Shigella</i> spp. in untreated human stool samples and culture samples	Stool/cultures	100	PG2225
RIDA®GENE <i>E. coli</i> Stool Panel I	Multiplex real-time PCR for the direct qualitative detection of DNA for virulence factors of EHEC, STEC, and EPEC in untreated human stool samples and culture samples	Stool/cultures	100	PG2285
RIDA®GENE Bacterial Stool Panel I	Multiplex real-time PCR for the direct qualitative detection and differentiation of <i>Salmonella</i> spp., <i>Campylobacter</i> spp. ( <i>C. coli</i> , <i>C. lari</i> , <i>C. jejuni</i> ), EIEC/ <i>Shigella</i> spp. and STEC DNA in untreated human stool samples	Stool	100	PG2415
RIDA®UNITY EHEC/EPEC	Multiplex real-time PCR for the direct qualitative detection of DNA for virulence factors of EHEC, STEC, EPEC, and EIEC/ <i>Shigella</i> spp. in untreated human stool and culture samples Only for use on the RIDA®UNITY System	Stool/cultures	96	UN2205
<b>Multiplex Tandem PCR*</b>				
Faecal Bacteria and Parasites 12-well Faecal Pathogens A 16-well Faecal Pathogens B 16-well Faecal Pathogens M 16-well	For the multiplexed TandemPlex® Panels please refer to page 46 - 48	–	–	–



\* Only available in selected countries.



## Gastrointestinal infections and diseases

*Escherichia coli*

Product	Description	Matrix	Tests	Art. No.
<b>Enzyme immunoassay</b>				
RIDASCREEN® Verotoxin	Enzyme immunoassay for the detection of verotoxins 1 and 2 (shigatoxins 1 and 2) in a stool enrichment	mTSB-Bouillon	96	C2201
<b>Reference controls for RIDASCREEN® ELISA</b>				
RIDASCREEN® Verotoxin Reference Controls	Reference controls A (positive) and B (negative)	–	2.0 mL (A) 2.0 mL (B)	CRP2204
<b>Enrichment broth</b>				
<b>Accessory</b>				
RIDA® Anreicherungsbouillon	mTSB-bouillon with Mitomycin C for the enrichment of verotoxin (shigatoxin)-producing <i>Escherichia coli</i> bacteria	–	100	Z1000

*Faecalibacterium prausnitzii*

<b>Real-time PCR</b>				
RIDA®GENE <i>Faecalibacterium prausnitzii</i>	Multiplex real-time PCR for the direct qualitative or quantitative detection and differentiation of <i>Faecalibacterium prausnitzii</i> in untreated human stool	Stool	100	PG0155*



\* Limited product availability possible from 2027.



## Gastrointestinal infections and diseases

### *Giardia lamblia* / *Giardia duodenalis*

Product	Description	Matrix	Tests	Art. No.
<b>Real-time PCR</b>				
RIDA®GENE Parasitic Stool Panel I	Multiplex real-time PCR for the direct qualitative detection and differentiation of <i>Giardia lamblia</i> , <i>Entamoeba histolytica</i> , <i>Cryptosporidium</i> spp. and <i>Dientamoeba fragilis</i> in untreated human stool samples	Stool	100	PG1715
RIDA®GENE Parasitic Stool Panel II	Multiplex real-time PCR for the direct qualitative detection and differentiation of <i>Giardia lamblia</i> , <i>Entamoeba histolytica</i> and <i>Cryptosporidium</i> spp. in untreated human stool samples	Stool	100	PG1725
RIDA®UNITY Parasitic Stool Panel II	Multiplex real-time PCR for the direct qualitative detection and differentiation of <i>Giardia lamblia</i> , <i>Entamoeba histolytica</i> and <i>Cryptosporidium</i> spp. DNA in untreated human stool samples Only for use on the RIDA®UNITY System	Stool	96	UN1725
<b>Multiplex Tandem PCR*</b>				
Faecal Bacteria and Parasites 12-well Faecal Pathogens A 16-well Faecal Pathogens B 16-well Faecal Pathogens M 16-well Parasites 8-well	For the multiplexed TandemPlex® Panels please refer to page 46 - 48	–	–	–
<b>Enzyme immunoassay</b>				
RIDASCREEN® Giardia	Enzyme immunoassay for the detection of <i>Giardia lamblia</i> in human stool samples	Stool	96	C1101
<b>Reference controls for RIDASCREEN® ELISA</b>				
RIDASCREEN® Giardia Reference Controls	Reference controls A (positive) and B (negative)	–	2.0 mL (A) 2.0 mL (B)	CRP1104
<b>Rapid tests</b>				
RIDA®QUICK Giardia	Immunochromatographic lateral flow rapid test for the detection of <i>Giardia lamblia</i> in human stool samples Single pouched cassettes	Stool	20	N1103
RIDA®QUICK Cryptosporidium/Giardia Combi	Immunochromatographic lateral flow rapid test for the detection of <i>Cryptosporidium parvum</i> and/or <i>Giardia lamblia</i> in human stool samples Single pouched cassettes	Stool	20	N1123
RIDA®QUICK Cryptosporidium/Giardia/ Entamoeba Combi	Immunochromatographic lateral flow rapid test for the detection of <i>Cryptosporidium parvum</i> and/or <i>Giardia lamblia</i> and/or <i>Entamoeba histolytica</i> ( <i>sensu lato</i> ) in human stool samples Single pouched cassettes	Stool	20	N1723
<b>Control for RIDA®QUICK</b>				
RIDA®QUICK Parasite Combi Control	Positive control	–	1.8 mL	NP1704



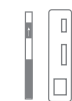
\* Only available in selected countries.

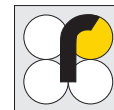


## Gastrointestinal infections and diseases

*Helicobacter pylori*

Product	Description	Matrix	Tests	Art. No.
<b>Real-time PCR</b>				
RIDA®GENE <i>Helicobacter pylori</i>	Multiplex real-time PCR for the direct qualitative detection of <i>Helicobacter pylori</i> DNA and DNA for clarithromycin resistance in untreated human biopsy samples	Biopsy	100	PG2305
<b>Microspot arrays</b>				
SeraSpot® Anti- <i>Helicobacter</i> -6 IgA	Specific detection of IgA antibodies against <i>Helicobacter pylori</i>	Serum/plasma	1 x 48	SP-007-6 A-S6
SeraSpot® Anti- <i>Helicobacter</i> -6 IgG	Specific detection of IgG antibodies against <i>Helicobacter pylori</i>	Serum/plasma	1 x 48	SP-007-6 G-S6
<b>Enzyme immunoassay</b>				
RIDASCREEN® <i>Helicobacter</i>	Enzyme immunoassay for the detection of <i>Helicobacter pylori</i> in human stool samples	Stool	96	C2302
<b>Reference controls for RIDASCREEN® ELISA</b>				
RIDASCREEN® H. pylori Reference Controls	Reference controls A (positive) and B (negative)	–	2.0 mL (A) 2.0 mL (B)	CRP2304
<b>Rapid test</b>				
RIDA®QUICK <i>Helicobacter</i>	Immunochromatographic lateral flow rapid test for the detection of <i>Helicobacter pylori</i> in human stool samples Single pouched cassettes	Stool	25	N2303
<b>Control for RIDA®QUICK</b>				
RIDA®QUICK <i>Helicobacter</i> Control	Positive control	–	1.8 mL	NP2304





## Inflammatory Bowel Disease

Product	Description	Matrix	Tests	Art. No.
<b>Enzyme immunoassays</b>				
RIDASCREEN® Calprotectin	Enzyme immunoassay for the quantitative determination of Calprotectin	Stool	96	G09036
RIDASCREEN® α <sub>1</sub> -Antitrypsin	Enzyme immunoassay for the quantitative determination of α <sub>1</sub> -Antitrypsin	Stool	96	G09034
RIDASCREEN® sIgA	Enzyme immunoassay for the quantitative determination of secretory IgA	Stool	96	G09035
Calprest NG	Enzyme immunoassay for the quantitative determination of calprotectin	Stool	96	9069
<b>Rapid test</b>				
RIDA®QUICK Calprotectin	Immunochromatographic lateral flow rapid assay for the quantitative determination of Calprotectin	Stool	20	GN3037
<b>Stool collection tubes</b>				
RIDA®TUBE Calprotectin	For the collection and preparation of stool samples, • For use with RIDASCREEN® Calprotectin (Art. No. G09036) and Pancreatic Elastase ELISA (SK15) G09038 (G09040)	Stool	50	GZ3016
RIDA®TUBE	For collection and preparation of stool samples, • Unfilled; to use after internal validation	Stool	50	GZ3013
EasyCal	Device for use with immunoenzymatic as well as immunochromatographical methods for quantitative detection of calprotectin	Stool	100	9062





## Gastrointestinal infections and diseases

## Norovirus

Product	Description	Matrix	Tests	Art. No.
Real-time PCR				
RIDA®GENE Hospital Stool Panel	Multiplex real-time RT-PCR for the direct qualitative detection and differentiation of Norovirus RNA (genogroup I and II), Rotavirus RNA and <i>Clostridium difficile</i> toxin genes A (tcdA) and B (tcdB) in untreated human stool samples	Stool	100	PG0705
RIDA®GENE Norovirus	Multiplex real-time RT-PCR for the direct qualitative detection of Norovirus RNA of genogroups I (GI) and II (GII) in untreated human stool samples	Stool	100	PG1405
RIDA®GENE Norovirus I & II	Multiplex real-time RT-PCR for the direct qualitative detection and differentiation of Norovirus RNA of genogroups I (GI) and II (GII) in untreated human stool samples	Stool	100	PG1415
RIDA®GENE Norovirus GI/GII	Multiplex real-time RT-PCT for the simultaneous qualitative detection and differentiation of Norovirus genogroup I (GI) and II (GII) nucleic acid in untreated human stool samples	Stool	100	PG1445**
RIDA®GENE Viral Stool Panel I	Multiplex real-time RT-PCR for the direct qualitative detection and differentiation of Norovirus RNA, Rotavirus RNA, Adenovirus (subtype 40/41) DNA, and Astrovirus RNA in untreated human stool samples	Stool	100	PG1315
RIDA®GENE Viral Stool Panel III	Multiplex real-time RT-PCR for the direct qualitative detection and differentiation of Norovirus RNA, Rotavirus RNA and Adenovirus (subtype 40/41) DNA in untreated human stool samples	Stool	100	PG1335
RIDA®UNITY Norovirus I & II	Multiplex real-time RT-PCR for the direct qualitative detection and differentiation of Norovirus RNA of genogroups I (GI) and II (GII) in untreated human stool samples Only for use on the RIDA®UNITY System	Stool	96	UN1415
Multiplex Tandem PCR*				
Enteric Visuses 8-well Faecal Pathogens A 16-well Faecal Pathogens B 16-well Faecal Pathogens M 16-well	For the multiplexed TandemPlex® Panels please refer to page 46 - 48	–	–	–



\* Only available in selected countries.

\*\* Only for sale in the US.





## Gastrointestinal infections and diseases

### Norovirus

Product	Description	Matrix	Tests	Art. No.
<b>Enzyme immunoassay</b>				
RIDASCREEN® Norovirus 3rd Generation	Enzyme immunoassay for the detection of Noroviruses (genogroup I and II) in human stool samples	Stool	96	C1401
<b>Reference controls for RIDASCREEN® ELISA</b>				
RIDASCREEN® Norovirus Reference Controls	Reference controls A (positive) and B (negative)	–	2.0 mL (A) 2.0 mL (B)	CRP1404
<b>Rapid tests</b>				
RIDA®QUICK Norovirus	Immunochromatographic lateral flow rapid test for the detection of Noroviruses (genogroup I and II) in human stool samples Single pouched cassettes	Stool	25	N1402
RIDA®QUICK Rotavirus/Adenovirus/Norovirus Combi	Immunochromatographic lateral flow rapid test for the detection of Rotavirus and/or Adenovirus and/or Norovirus genogroup I and II in human stool samples Single pouched cassettes	Stool	20	N1903
<b>Control for RIDA®QUICK</b>				
RIDA®QUICK Norovirus Control	Positive control	–	1.8 mL	NP1404



### Pancreatic Diagnostics

<b>Enzyme immunoassays</b>				
Pancreatic Elastase ELISA	Enzyme immunoassay for the quantitative determination of pancreatic elastase	Stool	96	G09038
Pancreatic Elastase ELISA (SK15)	Enzyme immunoassay for the quantitative determination of pancreatic elastase; additional standard (SK15)	Stool	96	G09040
<b>Stool collection tubes</b>				
Stool Preparation Set	For collection and preparation of stool samples, • Only use with Pancreatic Elastase ELISA (Art. No. G09038 and Art. No. G09040)	Stool	45	ACS-001





## Gastrointestinal infections and diseases

## Rotavirus

Product	Description	Matrix	Tests	Art. No.
<b>Real-time PCR</b>				
RIDA®GENE Hospital Stool Panel	Multiplex real-time RT-PCR for the direct qualitative detection and differentiation of Norovirus RNA (genogroup I and II), Rotavirus RNA and <i>Clostridium difficile</i> toxin genes A (tcdA) and B (tcdB) in untreated human stool samples	Stool	100	PG0705
RIDA®GENE Viral Stool Panel I	Multiplex real-time RT-PCR for the direct qualitative detection and differentiation of Norovirus RNA, Rotavirus RNA, Adenovirus DNA (subtype 40/41), and Astrovirus RNA in untreated human stool samples	Stool	100	PG1315
RIDA®GENE Viral Stool Panel II	Multiplex real-time RT-PCR for the direct qualitative detection and differentiation of Rotavirus RNA, Astrovirus RNA, and Adenovirus DNA (subtype 40/41) in untreated human stool samples	Stool	100	PG1325
RIDA®GENE Viral Stool Panel III	Multiplex real-time RT-PCR for the direct qualitative detection and differentiation of Norovirus RNA, Rotavirus RNA and Adenovirus DNA (subtype 40/41) in untreated human stool samples	Stool	100	PG1335
RIDA®UNITY Viral Stool Panel II	Multiplex real-time RT-PCR for the direct qualitative detection and differentiation of Rotavirus RNA, Astrovirus RNA, and Adenovirus (subtype 40/41) DNA in untreated stool samples Only for use on the RIDA®UNITY System	Stool	96	UN1325
<b>Multiplex Tandem PCR*</b>				
Enteric Visuses 8-well Faecal Pathogens A 16-well Faecal Pathogens B 16-well Faecal Pathogens M 16-well	For the multiplexed TandemPlex® Panels please refer to page 46 - 48	–	–	–
<b>Enzyme immunoassay</b>				
RIDASCREEN® Rotavirus	Enzyme immunoassay for the detection of Rotavirus in human stool samples	Stool	96	C0901
<b>Reference controls for RIDASCREEN® ELISA</b>				
RIDASCREEN® Rotavirus Reference Controls	Reference controls A (positive) and B (negative)	–	2.0 mL (A) 2.0 mL (B)	CRP0904



\* Only available in selected countries.



## Rotavirus

Product	Description	Matrix	Tests	Art. No.
<b>Rapid tests</b>				
RIDA®QUICK Rotavirus	Immunochromatographic lateral flow rapid test for the detection of Rotavirus in human stool samples Single pouched cassettes	Stool	20	N0903
RIDA®QUICK Rotavirus/Adenovirus Combi	Immunochromatographic lateral flow rapid test for the detection of Rotavirus and/or Adenovirus in human stool samples Single pouched cassettes	Stool	20	N1003
RIDA®QUICK Rotavirus/Adenovirus/Norovirus Combi	Immunochromatographic lateral flow rapid test for the detection of Rotavirus and/or Adenovirus and/or Norovirus genogroup I and II in human stool samples Single pouched cassettes	Stool	20	N1903
<b>Controls for RIDA®QUICK</b>				
RIDA®QUICK Rotavirus/Adenovirus Combi Control	Positive control	–	1.8 mL	NP1904
<b>Sample diluent for RIDA®QUICK</b>				
RIDA®QUICK Rotavirus/Adenovirus Sample diluent	Tubes with 1.5 mL sample diluent	Stool	25	ZN1004





## Gastrointestinal infections and diseases

**Salmonella spp.**

Product	Description	Matrix	Tests	Art. No.
<b>Real-time PCR</b>				
RIDA®GENE Bacterial Stool Panel	Multiplex real-time PCR for the direct qualitative detection and differentiation of <i>Salmonella</i> spp., <i>Campylobacter</i> spp. ( <i>C. coli</i> , <i>C. lari</i> , <i>C. jejuni</i> ) and <i>Yersinia enterocolitica</i> DNA in untreated human stool samples	Stool	100	PG2405
RIDA®GENE Bacterial Stool Panel I	Multiplex real-time PCR for the direct qualitative detection and differentiation of <i>Salmonella</i> spp., <i>Campylobacter</i> spp. ( <i>C. coli</i> , <i>C. lari</i> , <i>C. jejuni</i> ), EIEC/ <i>Shigella</i> spp. and STEC DNA in untreated human stool samples	Stool	100	PG2415
RIDA®UNITY Bacterial Stool Panel	Multiplex real-time PCR for the direct qualitative detection and differentiation of <i>Salmonella</i> spp., <i>Campylobacter</i> spp. ( <i>C. coli</i> , <i>C. lari</i> , <i>C. jejuni</i> ) and <i>Yersinia enterocolitica</i> DNA in untreated human stool samples Only for use on the RIDA®UNITY System	Stool	96	UN2405
<b>Multiplex Tandem PCR*</b>				
Faecal Bacteria and Parasites 12-well Faecal Pathogens A 16-well Faecal Pathogens B 16-well Faecal Pathogens M 16-well	For the multiplexed TandemPlex® Panels please refer to page 46 - 48	–	–	–

**Shigatoxin/Verotoxin**

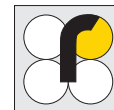
<b>Multiplex Tandem PCR*</b>				
Faecal Bacteria and Parasites 12-well	For the multiplexed TandemPlex® Panels please refer to page 46 - 48	–	–	–
<b>Enzyme immunoassay</b>				
RIDASCREEN® Verotoxin	Enzyme immunoassay for the detection of verotoxins 1 and 2 (shigatoxins 1 and 2) in a stool enrichment	mTSB-Bouillon	96	C2201
<b>Enrichment broth</b>				
<b>Accessory</b>				
RIDASCREEN® Verotoxin Reference Controls	Referenzkontrollen A (positiv) und B (negativ)	–	2.0 ml (A) 2.0 ml (B)	CRP2204
RIDA® Anreicherungsbouillon	mTSB-bouillon with Mitomycin C for the enrichment of verotoxin (shigatoxin)-producing <i>Escherichia coli</i> bacteria	–	100	Z1000



\* Only available in selected countries.



## Gastrointestinal infections and diseases



### *Shigella*

Product	Description	Units		Art. No.
Multiplex Tandem PCR*				
Faecal Bacteria and Parasites 12-well Faecal Pathogens A 16-well Faecal Pathogens B 16-well Faecal Pathogens M 16-well	For the multiplexed TandemPlex® Panels please refer to page 46 - 48	–	–	–



### *Sapovirus*

Sapovirus		Real-time RT-PCR		
RIDA®GENE Sapovirus	Multiplex real-time RT-PCR for the direct qualitative detection of Sapovirus RNA in untreated human stool samples	Stool	100	PG1605
Multiplex Tandem PCR*				
Enteric Viruses 8-well Faecal Pathogens B16-well Faecal Pathogens M16-well	For the multiplexed TandemPlex® Panels please refer to page 46 - 48	–	–	–



### *Yersinia enterocolitica*

Real-time PCR				
RIDA®GENE Bacterial Stool Panel	Multiplex real-time PCR for the direct qualitative detection and differentiation of <i>Salmonella</i> spp., <i>Campylobacter</i> spp. ( <i>C. coli</i> , <i>C. lari</i> , <i>C. jejuni</i> ) and <i>Yersinia enterocolitica</i> DNA in untreated human stool samples	Stool	100	PG2405
RIDA®UNITY Bacterial Stool Panel	Multiplex real-time PCR for the direct qualitative detection and differentiation of <i>Salmonella</i> spp., <i>Campylobacter</i> spp. ( <i>C. coli</i> , <i>C. lari</i> , <i>C. jejuni</i> ) and <i>Yersinia enterocolitica</i> DNA in untreated human stool samples Only for use on the RIDA®UNITY System	Stool	96	UN2405
Multiplex Tandem PCR*				
Faecal Bacteria and Parasites 12-well Faecal Pathogens A 16-well Faecal Pathogens M16-well	For the multiplexed TandemPlex® Panels please refer to page 46 - 48	–	–	–



### *Yersinia pseudotuberculosis*

Multiplex Tandem PCR*				
Faecal Bacteria and Parasites 12-well Faecal Pathogens A 16-well Faecal Pathogens M 16-well	For the multiplexed TandemPlex® Panels please refer to page 46 - 48	–	–	–



\* Only available in selected countries.



## Gastrointestinal infections and diseases

## Multiplexed TandemPlex® Panels\*

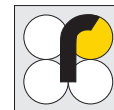
Product	Description	Matrix	Tests	Art. No.
Multiplex Tandem PCR				
Faecal Pathogens M 16-well Step 1 Tubes	TandemPlex® panel feature multiplex tandem PCR (MT-PCR) for qualitative detection of <i>Salmonella</i> spp.; <i>Shigella</i> spp.; <i>Campylobacter jejuni</i> ; <i>Campylobacter coli</i> ; <i>Clostridium difficile</i> toxin A; <i>Clostridium difficile</i> toxin B; <i>Yersinia pseudotuberculosis</i> ; <i>Yersinia enterocolitica</i> ; <i>Aeromonas</i> spp.; <i>Escherichia coli</i> Shiga toxin 1; <i>Escherichia coli</i> Shiga toxin 2; Sapovirus; Rotavirus A; Norovirus genogroup I; Norovirus genogroup II; Adenovirus groups F and G; Astrovirus; <i>Giardia</i> ; <i>Cryptosporidium (parvum and hominis)</i> ; <i>Entamoeba histolytica</i> To be used on the <b>Highplex System</b> and the <b>Ultrplex 3 System</b>	Stool	96	25039S
Faecal Pathogens M 16-well A Step 2 Plates			288	25039P
Low RNA Reagent Cassette			–	40331
Medium RNA Reagent Reservoirs	Reagent reservoir contain the mixture of enzymes and buffers required for Polymerase Chain Reaction (PCR) during the Step 1 and Step 2 reactions To be used on the <b>Ultrplex 3 System</b>		–	40521
Multiplex Tandem PCR				
Enteric Viruses 8-well Step 1 Tubes	TandemPlex® panel feature multiplex tandem PCR (MT-PCR) for qualitative detection of Rotavirus A; Norovirus genogroup I; Norovirus genogroup II; Enterovirus; Adenovirus group F and G; Sapovirus; Astrovirus To be used on the <b>Highplex System</b>	Stool	96	25037S
Enteric Viruses 8-well Step 2 Plates			288	25037P
Demi RNA Reagent Cassette			–	40341

\* Only available in selected countries.





## Gastrointestinal infections and diseases



### Multiplexed TandemPlex® Panels\*

Product	Description	Matrix	Tests	Art. No.
Multiplex Tandem PCR				
Faecal Bacteria and Parasites 12-well Step 1 Tubes	TandemPlex® panel feature multiplex tandem PCR (MT-PCR) for qualitative detection of <i>Salmonella</i> spp.; <i>Shigella</i> spp.; <i>Campylobacter</i> ; <i>E.coli</i> O157; <i>Clostridium difficile</i> toxin A; <i>Clostridium difficile</i> toxin B; <i>Yersinia enterocolitica</i> ; <i>Yersinia pseudotuberculosis</i> ; <i>Escherichia coli</i> Shiga toxin 1; <i>Escherichia coli</i> Shiga toxin 2; <i>Giardia</i> ; <i>Cryptosporidium (parvum and hominis)</i> ; <i>E. histolytica</i> To be used with the <b>Highplex System</b>	Stool	96	25041S
Faecal Bacteria and Parasites 12-well Step 2 Plates			288	25041P
Low DNA Reagent Cassette			–	40231
Multiplex Tandem PCR				
Parasites 8-well Step 1 Tubes	TandemPlex® panel feature multiplex tandem PCR (MT-PCR) for qualitative detection of <i>Giardia</i> ; <i>Giardia duodenalis</i> ; <i>Cryptosporidium (parvum and hominis)</i> ; <i>Dientamoeba fragilis</i> ; <i>Entamoeba histolytica</i> (not dispar); <i>Blastocystis hominis</i> type 1; <i>Blastocystis hominis</i> type 3; <i>Cyclospora cayetanensis</i> To be used on the <b>Highplex System</b>	Stool	96	25021S
Parasites 8-well Step 2 Plates			288	25021P
Demi DNA Reagent Cassette			–	40241
Controls				
Synthetic Positive Controls for Faecal Panels	The Synthetic Positive Controls are designed to be used as positive controls for TandemPlex® panels	–	–	91031



\* Only available in selected countries.



## Gastrointestinal infections and diseases

## Automation solutions

Product	Description	Units	Art. No.
<b>Real-time PCR</b>			
RIDA®UNITY	System for automated processing of a complete molecular diagnostic workflow: nucleic acid extraction, PCR setup and qPCR	1	ZUNITY
RIDA®CYCLER	The RIDA®CYCLER is a magnetic induction real-time PCR cyclor with 4 channels (FAM, HEX/VIC, ROX, Cy5). For research use only. Not for use in diagnostic procedures	1	ZRCYCLER
RIDA®SEEK	RIDA®SEEK is an interpretation software that enables qualitative result interpretation from raw data generated by RIDA®GENE/RIDA®UNITY real-time PCR assays in conjunction with real-time PCR instruments	1	ZRIDASEEK
<b>Multiplex Tandem PCR</b>			
Highplex Alliance™	The Highplex Alliance™ consists of the MT-Prep™ 24 for sample purification and the Highplex system for automated processing of TandemPlex® panels For detailed information please refer to page 74	1	–
Ultraplex Alliance™	The Ultraplex Alliance™ consists of the MT-Prep™ XL for sample purification and the Ultraplex 3 for automated processing of TandemPlex® panels For detailed information please refer to page 74	1	–
<b>Rapid tests</b>			
RIDA®QUICK SCAN II	Lateral flow reader	1	ZRQS2-KD
<b>Microspot-Arrays</b>			
SpotSight® plate mono	Scanner for image acquisition and interpretation (plate)	1	Z-SP-PLATE-D







# Sexually transmitted infections (STI)



## Genital Infections and sexually transmitted diseases – unified solutions for diagnosis

Sexually transmitted infections (STIs) can seriously affect sexual health. The World Health Organization (WHO) estimated in 2020 that around 374 million new infections of four treatable STIs occur in people aged 15 to 49 worldwide every year, the majority of which are asymptomatic. If left untreated, STIs can lead to organ damage, infertility, cervical cancer or, in pregnant women, to serious illness and even death of the child.

A fast and reliable diagnosis of bacterial, fungal and viral genital infections or sexually transmitted diseases and their resistance is essential for appropriate treatment of the patient and

prevention of pathogen transmission. The choice of the appropriate diagnostic method plays a crucial role. The validated and standardized solutions in the field of PCR offer advantages in terms of work and time, sensitivity, specificity and patient comfort.

R-Biopharm offers a comprehensive product portfolio for the diagnosis of genital infections or sexually transmitted diseases that meets the diagnostic and organizational requirements of small to medium-sized laboratories. Benefit from the ability to recognize and differentiate multiple pathogens and simultaneously identifying the optimal treatment plan (resistance determination).



PCR



Accessories



## Sexually transmitted infections (STI)

### *Atopobium vaginae*

Product	Description	Matrix	Tests	Art. No.
Multiplex Tandem PCR*				
Vaginitis and Vaginosis 12-well	For the multiplexed TandemPlex® Panels please refer to page 54 - 56	–	–	–



### *Candida spp.*

Multiplex Tandem PCR*				
STI 16-well Vaginitis and Vaginosis 12-well	For the multiplexed TandemPlex® Panels please refer to page 54 - 56	–	–	–



### *Chlamydia trachomatis*

Multiplex Tandem PCR*				
STI 16-well Urogenital and Resistance 12-well Urogenital 8-well	For the multiplexed TandemPlex® Panels please refer to page 54 - 56	–	–	–



### *Gardnerella vaginalis*

Multiplex Tandem PCR*				
Vaginitis and Vaginosis 12-well	For the multiplexed TandemPlex® Panels please refer to page 54 - 56	–	–	–



### *Haemophilus ducreyi* (RUO)

Multiplex Tandem PCR*				
STI 16-well	For the multiplexed TandemPlex® Panels please refer to page 54 - 56	–	–	–



### HPV

Multiplex Tandem PCR*				
High-Risk HPV Genotyping 8-well	For the multiplexed TandemPlex® Panels please refer to page 54 - 56	–	–	–



\* Only available in selected countries.



## Sexually transmitted infections (STI)

## HSV1/HSV2

Product	Description	Matrix	Tests	Art. No.
Multiplex Tandem PCR*				
STI 16-well	For the multiplexed TandemPlex® Panels please refer to page 54 - 56	–	–	–

*Lactobacillus* spp.

Multiplex Tandem PCR*				
Vaginitis and Vaginosis 12-well	For the multiplexed TandemPlex® Panels please refer to page 54 - 56	–	–	–



## Monkeypox Virus (RUO)

Real-time PCR				
RIDA®GENE Monkeypox Virus RUO	The RIDA®GENE Monkeypox Virus RUO test is a multiplex real-time PCR for the detection of Monkeypox Virus (MPXV) DNA. For research use only. Not suitable for diagnostic procedures	Human swab samples	100	PG4915RUO

*Mycoplasma* spp.

Real-time PCR				
RIDA®GENE STI Mycoplasma Panel	Multiplex real-time PCR for the direct qualitative detection and differentiation of <i>Mycoplasma hominis</i> , <i>Mycoplasma genitalium</i> and <i>Ureaplasma urealyticum/parvum</i> DNA in human genital swabs and urine	Genital swab/urine	100	PG4945
Multiplex Tandem PCR*				
STI 16-well Urinogenital and Resistance 12-well Urinogenital 8-well	For the multiplexed TandemPlex® Panels please refer to page 54 - 56	–	–	–



\* Only available in selected countries.



## Sexually transmitted infections (STI)

### *Neisseria gonorrhoeae*

Product	Description	Matrix	Tests	Art. No.
Multiplex Tandem PCR*				
STI 16-well Urinogenital and Resistance 12-well Urinogenital 8-well	For the multiplexed TandemPlex® Panels please refer to page 54 - 56	–	–	–



### *Streptococcus agalactiae (GBS)*

Multiplex Tandem PCR*				
STI 16-well	For the multiplexed TandemPlex® Panels please refer to page 54 - 56	–	–	–



### *Treponema pallidum*

Multiplex Tandem PCR*				
STI 16-well	For the multiplexed TandemPlex® Panels please refer to page 54 - 56	–	–	–



### *Trichomonas vaginalis*

Multiplex Tandem PCR*				
STI 16-well Urinogenital and Resistance 12-well Urinogenital 8-well Vaginitis and Vaginosis 12-well	For the multiplexed TandemPlex® Panels please refer to page 54 - 56	–	–	–



### *Ureaplasma spp.*

Multiplex Tandem PCR*				
STI 16-well Urinogenital and Resistance 12-well Urinogenital 8-well	For the multiplexed TandemPlex® Panels please refer to page 54 - 56	–	–	–



\* Only available in selected countries.



## Sexually transmitted infections (STI)

## Multiplexed TandemPlex® Panels\*

Product	Description	Matrix	Tests	Art. No.
Multiplex Tandem PCR				
STI 16-well Step 1 Tubes	TandemPlex® panel feature multiplex tandem PCR (MT-PCR) for qualitative detection of <i>Chlamydia trachomatis</i> ; <i>Neisseria gonorrhoeae</i> (2 targets); <i>Trichomonas vaginalis</i> ; <i>Mycoplasma genitalium</i> ; <i>Candida albicans</i> ; <i>Candida glabrata</i> ; <i>Candida krusei</i> ( <i>Pichia kudriavzevii</i> ); <i>Ureaplasma urealyticum</i> ; <i>Ureaplasma parvum</i> ; <i>Mycoplasma hominis</i> ; <i>Streptococcus agalactiae</i> (GBS); HSV-1; HSV-2; <i>Treponema pallidum</i> ; <i>Haemophilus ducreyi</i> (RUO); <i>Chlamydia trachomatis</i> LGV To be used on the <b>Highplex System</b> and <b>Ultrplex 3 System**</b>	Genital swabs, vaginal swab, urethral swab, endocervical swab, rectal swab, mouth swab, lesion swab, eye swabs, skin swab, urine, blood culture ( <i>C. albicans</i> , <i>C. glabrata</i> , <i>C. krusei</i> ), whole blood, faecal samples, semen, and CSF samples (only HSV-2 and HSV-1 have been detected using CSF samples)	96	27112S
STI 16-well Step 2 Plates			288	27112P
Low DNA Reagent Cassette	Reagent cassettes contain the mixture of enzymes and buffers required for Polymerase Chain Reaction (PCR) during the Step 1 and Step 2 reactions To be used on the <b>Highplex System</b>		–	40231
Medium DNA Reagent Reservoir	Reagent reservoir contain the mixture of enzymes and buffers required for Polymerase Chain Reaction (PCR) during the Step 1 and Step 2 reactions To be used on the <b>Ultrplex 3 System</b>		–	40421



\* Only available in selected countries.

\*\* Coming soon on Ultrplex 3 system.



## Sexually transmitted infections (STI)

### Multiplexed TandemPlex® Panels\*

Product	Description	Matrix	Tests	Art. No.
<b>Multiplex Tandem PCR</b>				
Urinogenital and Resistance 12-well Step 1 Tubes	TandemPlex® panel feature multiplex tandem PCR (MT-PCR) for qualitative detection of <i>Chlamydia trachomatis</i> ; <i>Chlamydia trachomatis</i> LGV; <i>Neisseria gonorrhoeae opa</i> ; <i>Neisseria gonorrhoeae opaH</i> ; <i>Trichomonas vaginalis</i> ; <i>Mycoplasma genitalium</i> ; <i>Ureaplasma urealyticum</i> ; <i>Ureaplasma parvum</i> ; <i>Mycoplasma hominis</i> ; <i>M. genitalium</i> 23S macrolide resistance; <i>M. genitalium</i> parC fluoroquinolone resistance; <i>N. gonorrhoeae</i> ceftriaxone resistance mosaic penA (RUO) To be used on the <b>Highplex System</b> and <b>Ultrplex 3 System</b>	Genital swabs, vaginal swab, urethral swab, endocervical swab, rectal swab, mouth swab, lesion swab, eye swabs, skin swab, urine, and semen	96	87123S
Urinogenital and Resistance 12-well Step 2 Plates			288** 384**	87123P
Low DNA Reagent Cassette			–	40231
Medium DNA Reagent Reservoir	Reagent cassettes contain the mixture of enzymes and buffers required for Polymerase Chain Reaction (PCR) during the Step 1 and Step 2 reactions To be used on the <b>Ultrplex 3 System</b>		–	40421
<b>Multiplex Tandem PCR</b>				
Vaginitis and Vaginitis 12-well Step 1 Tubes	TandemPlex® panel feature multiplex tandem PCR (MT-PCR) for qualitative detection of <i>Lactobacillus iners</i> ; <i>Lactobacillus crispatus</i> ; <i>Lactobacillus jensenii</i> ; <i>Lactobacillus gasseri</i> ; <i>Candida albicans</i> ; <i>Candida tropicalis</i> ; <i>Candida glabrata</i> ; <i>Candida krusei</i> ; ( <i>Pichia kudriavzevii</i> ); <i>Candida parapsilosis</i> ; <i>Gardnerella vaginalis</i> ; <i>Atopobium vaginae</i> ; <i>Trichomonas vaginalis</i> To be used on the <b>Highplex System</b> and <b>Ultrplex 3 System</b>	Vaginal swabs	96	87124S
Vaginitis and Vaginitis 12-well Step 2 Plates			288** 384**	87124P
Low DNA Reagent Cassette			–	40231
Medium DNA Reagent Reservoir	Reagent reservoir contain the mixture of enzymes and buffers required for Polymerase Chain Reaction (PCR) during the Step 1 and Step 2 reactions To be used on the <b>Ultrplex 3 System</b>		–	40421

\* Only available in selected countries.

\*\* Up to 288 tests on Highplex, up to 384/576 tests on Ultrplex.





## Sexually transmitted infections (STI)

## Multiplexed TandemPlex® Panels\*

Product	Description	Matrix	Tests	Art. No.
Multiplex Tandem PCR				
Vaginitis and Vaginosis 12-well Step 1 Tubes	TandemPlex® Panel has a Multiplex Tandem PCR (MT-PCR) for the qualitative detection of <i>Lactobacillus iners</i> ; <i>Lactobacillus crispatus</i> ; <i>Lactobacillus jensenii</i> ; <i>Lactobacillus gasseri</i> ; <i>Candida albicans</i> ; <i>Candida tropicalis</i> ; <i>Candida glabrata</i> ; <i>Candida krusei</i> ; ( <i>Pichia kudriavzevii</i> ); <i>Candida parapsilosis</i> ; <i>Gardnerella vaginalis</i> ; <i>Atopobium vaginae</i> ; <i>Trichomonas vaginalis</i> To be used on the <b>Highplex System</b> and <b>Ultrplex 3 System**</b>	Vaginal swabs	96	87124S
Vaginitis and Vaginosis 12-well Step 2 Plates			288** 384**	87124P
Low DNA Reagent Cassette			–	40231
Medium DNA Reagent Reservoir			–	40421
Control				
Synthetic Positive Controls for HPV	The Synthetic Positive Controls are designed to be used as positive controls for TandemPlex® panels	–	–	91191
Synthetic Positive Controls for STDs and Herpes	The Synthetic Positive Controls are designed to be used as positive controls for TandemPlex® panels	–	–	91021



\* Only available in selected countries.

\*\* Up to 288 tests on Highplex, up to 384 tests on Ultrplex 3.





## Sexually transmitted infections (STI)

### Automation solutions

Product	Description	Units	Art. No.
<b>Real-time PCR</b>			
RIDA®CYCLER	The RIDA®CYCLER is a magnetic induction real-time PCR cycler with 4 channels (FAM, HEX/VIC, ROX, Cy5). For research use only. Not for use in diagnostic procedures	1	ZRCYCLER
RIDA®SEEK	RIDA®SEEK is an interpretation software that enables qualitative result interpretation from raw data generated by RIDA®GENE/RIDA®UNITY real-time PCR assays in conjunction with real-time PCR instruments.	1	ZRIDASEEK
<b>Multiplex Tandem PCR</b>			
Highplex Alliance™	The Highplex Alliance™ consists of the MT-Prep™ 24 for sample purification and the Highplex system for automated processing of TandemPlex® panels For detailed information please refer to page 82	1	–
Ultrplex Alliance™	The Ultrplex Alliance™ consists of the MT-Prep™ XL for sample purification and the Ultrplex 3 for automated processing of TandemPlex® panels For detailed information please refer to page 82	1	–



\* Only available in selected countries.

# Allergology



## Allergy diagnostics through determination of specific IgE

The determination of IgE antibodies plays a decisive role in allergy diagnostics.

The most common allergic reactions are type I reactions, which occur mainly on epithelial surfaces (skin, lungs, gastrointestinal tract) and are characterized by the formation of specific IgE against the allergens. Upon repeated contact with these allergens, mast cells secrete histamine, which causes the symptoms of allergy. The symptoms of IgE-mediated allergies are very diverse and affect different organ systems especially skin, oropharyngeal mucosa, gastrointestinal tract, respiratory tract and cardiovascular system. There is also a risk of threatening anaphylactic reactions to insect venoms and food.

RIDA qLine® Allergy Lineblots detect IgE antibodies in serum or plasma for 20 allergens

simultaneously. Standard panels 1-4 contain the allergens with high prevalence. With additional 24 region-specific panels, the IgE antibodies can be determined for a total of more than 160 different allergens. By the addition of the RIDA® CCD-Inhibitor, non-specific binding can be blocked.

The processing of the line blots is performed manually or fully automatically. The manual processing is supported by the corresponding devices. The RIDA qLine® Orbital Shaker is used for controlled shaking of the Lineblots during the incubation phases. The readout is executed by RIDA qLine® Scan. RIDA qLine® Soft evaluates the images and provides a detailed report. The entire processing and evaluation can be performed fully automatically with RIDA qLine® autoBlot. All devices are IVDR approved.



Immunoblot



Accessories



## Allergy



### Immunoblots

Product	Description	Matrix	Tests	Art. No.
Immunoblots for antibody detection				
RIDA qLine® Allergy Panel 1	Immunoblot for quantitative determination of specific IgE. 13 inhalative and 7 food allergens: <ul style="list-style-type: none"> <li>• <i>D. pteronyssinus</i></li> <li>• <i>D. farinae</i></li> <li>• Alder</li> <li>• Birch</li> <li>• Hazel</li> <li>• Grass mix</li> <li>• Rye</li> <li>• Mugwort</li> <li>• Ribwort plant</li> <li>• Cat</li> <li>• Horse</li> <li>• Dog</li> <li>• <i>A. alternata/tenuis</i></li> <li>• Egg white</li> <li>• Milk</li> <li>• Peanut</li> <li>• Hazelnut</li> <li>• Carrot</li> <li>• Wheat flour</li> <li>• Soy bean</li> </ul>	Serum/ plasma (citrate)	10	A6142
RIDA qLine® Allergy Panel 2	Immunoblot for quantitative determination of specific IgE. 20 inhalative allergens: <ul style="list-style-type: none"> <li>• <i>D. pteronyssinus</i></li> <li>• <i>D. farinae</i></li> <li>• Alder</li> <li>• Birch</li> <li>• Hazel</li> <li>• Oak</li> <li>• Grass mix</li> <li>• Rye</li> <li>• Mugwort</li> <li>• Ribwort plant</li> <li>• Cat</li> <li>• Horse</li> <li>• Dog</li> <li>• Guinea Pig</li> <li>• Golden Hamster</li> <li>• Rabbit</li> <li>• <i>Penicillium notatum</i></li> <li>• <i>C. herbarum</i></li> <li>• <i>Aspergillus fumigatus</i></li> <li>• <i>A. alternata/tenuis</i></li> </ul>	Serum/ plasma (citrate)	10	A6242
RIDA qLine® Allergy Panel 3	Immunoblot for quantitative determination of specific IgE. 20 Food allergens: <ul style="list-style-type: none"> <li>• Hazelnut</li> <li>• Peanut</li> <li>• Walnut</li> <li>• Almond</li> <li>• Milk</li> <li>• Egg white</li> <li>• Egg yolk</li> <li>• Casein</li> <li>• Potato</li> <li>• Celery</li> <li>• Carrot</li> <li>• Tomato</li> <li>• Cod</li> <li>• Crab</li> <li>• Orange</li> <li>• Apple</li> <li>• Wheat flour</li> <li>• Rye flour</li> <li>• Sesame</li> <li>• Soya bean</li> </ul>	Serum/ plasma (citrate)	10	A6342
RIDA qLine® Allergy Panel 4	Immunoblot for quantitative determination of specific IgE. 20 Pediatric allergens: <ul style="list-style-type: none"> <li>• <i>D. pteronyssinus</i></li> <li>• <i>D. farinae</i></li> <li>• Birch</li> <li>• Grass mix</li> <li>• Cat</li> <li>• Dog</li> <li>• <i>Alternaria alternata/tenuis</i></li> <li>• Milk</li> <li>• α-Lactalbumin</li> <li>• β-Lactoglobulin</li> <li>• Casein</li> <li>• Egg white</li> <li>• Egg yolk</li> <li>• Soya Bean</li> <li>• Carrot</li> <li>• Potato</li> <li>• Wheat flour</li> <li>• Hazelnut</li> <li>• Peanut</li> <li>• BSA</li> </ul>	Serum/ plasma (citrate)	10	A6442
Accessory				
RIDA® CCD-Inhibitor	Reagent for the Inhibition of cross-reactive anti-CCD IgE in RIDA qLine® Allergy	Serum/ plasma (citrate)	25	ZA0601

24 country specific panel compositions are available in addition. For further information please contact R-Biopharm AG.

**Automation solution**

Product	Description	Units	Art. No.
RIDA qLine® autoBlot	Fully automated analyzer for the processing of up to 36 RIDA qLine® Allergy tests in one run	1	ZG3101
RIDA qLine® Scan	Scanner for RIDA qLine® Allergy	1	ZG1109
RIDA qLine® Orbital Shaker	Orbital shaker 300 rpm	1	ZG2601
RIDA qLine® Soft	Software for evaluation and documentation of RIDA qLine® Allergy tests	1	Z9995





# Human genetics



## Innovative solutions for the detection of genetic predispositions

Human genetics is now of great importance in all fields of medicine, since many diseases or abnormalities are associated with genetic causes.

The term human genetic diagnostics covers all analyses of human genetic information, the DNA. The analysis of DNA segments makes it possible to identify genetic predispositions that are associated with certain diseases. In many areas, genetic tests are already an important support in diagnostics.

R-Biopharm's test portfolio for human genetics offers solutions tailored to the diagnostic needs of laboratories. R-Biopharm uses the modern technology of real-time PCR. Depending on the

diagnostic problem, it may be necessary in human genetics to detect individual, gene-specific point mutations. For this purpose, R-Biopharm uses an innovative technology that enables the detection of point mutations in real-time PCR. Benefit from our real-time PCR tests in human genetics, which offer precise analyses and advantages in terms of workload and time.

Take the advantage of the uniform processing and combinability of RIDA®GENE real-time PCR products.

Further products in the field of human genetics are planned.





## Human genetics

### Rheumatic diseases

Product	Description	Matrix	Tests	Art. No.
Real-time PCR				
RIDA®GENE HLA-B27	Real-time PCR for qualitative detection of the HLA-B27 alleles in genomic DNA from human EDTA whole blood samples The test is not to be used for tissue typing	EDTA whole blood	100	PY0205



### Thrombophilia

Real-time PCR				
RIDA®GENE Factor II	Real-time PCR for qualitative detection of a point mutation of G to A at position 20210 in the human factor II (prothrombin) gene in genomic DNA from human EDTA whole blood samples	EDTA whole blood	100	PY1205
RIDA®GENE Factor V	Real-time PCR for qualitative detection of a point mutation of G to A at position 1691 in the human factor V (Factor V Leiden mutation) gene in genomic DNA from human EDTA whole blood samples	EDTA whole blood	100	PY1210



### Intolerance

Real-time PCR				
RIDA®GENE Lac Intol	Multiplex real-time PCR for the qualitative detection and differentiation of C13910 & G22018 as well as their SNPs (single nucleotide polymorphisms) C13910T & G22018A in the human MCM6 gene from human whole blood EDTA samples	EDTA whole blood	100	PY4215



### Automation solutions

Product	Description	Units	Art. No.
Real-time PCR			
RIDA®CYCLER	The RIDA®CYCLER is a magnetic induction real-time PCR cycler with 4 channels (FAM, HEX/VIC, ROX, Cy5). For research use only. Not for use in diagnostic procedures	1	ZRCYCLER
RIDA®SEEK	RIDA®SEEK is an interpretation software that enables qualitative result interpretation from raw data generated by RIDA®GENE/RIDA®UNITY real-time PCR assays in conjunction with real-time PCR instruments	1	ZRIDASEEK





# Therapeutic drug monitoring



## Individual therapy for patients

More than five million people worldwide suffer from inflammatory bowel diseases (IBD) such as Crohn's disease or ulcerative colitis.

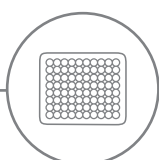
Biologics (therapeutic antibodies) are an important therapy option. These include TNF- $\alpha$  blockers such as infliximab (Remicade® and the biosimilars Remsima® and Inflectra®), adalimumab (Humira® and the biosimilars Amgevita® and Imraldi®) and golimumab (Simponi®), the  $\alpha 4\beta 7$  integrin blocker vedolizumab (Entyvio®), or the antibody ustekinumab (Stelara®) against interleukin-12 and interleukin-23.

In therapeutic drug monitoring, the drug concentration in the patient's blood is measured regularly and the dosage is adjusted if necessary. This is important because drugs are metabolized

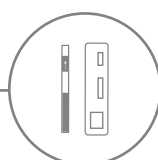
differently in each patient due to individual pharmacokinetics, which means that different drug levels may be present despite identical doses. Each drug has its optimum effect within a certain concentration range, the therapeutic window. By measuring drug levels, personalized therapy can be provided to ensure that the drug is dosed correctly and can act optimally.

If drug levels are monitored during treatment, not only patients benefit. The cost-effectiveness of treatment can also be increased.

Benefit from our broad range of validated and standardized ELISA and rapid test systems and choose a long-term therapeutic success and a better quality of life for your patients.



ELISA



Rapid tests



Accessories





## Therapeutic drug monitoring (TDM)

### Therapeutic drug monitoring (TDM)

Product	Description	Matrix	Tests	Art. No.
<b>Enzyme immunoassays</b>				
RIDASCREEN® IFX Monitoring	Enzyme immunoassay for the quantitative determination of infliximab (IFX)	Serum/ plasma	96	G09041
RIDASCREEN® Anti-IFX Antibodies	Enzyme immunoassay for the quantitative determination of antibodies to infliximab (IFX)	Serum/ plasma	96	G09042
RIDASCREEN® ADM Monitoring	Enzyme immunoassay for the quantitative determination of adalimumab (ADM)	Serum/ plasma	96	G09043
RIDASCREEN® Anti-ADM Antibodies	Enzyme immunoassay for the quantitative determination of antibodies to adalimumab (ADM)	Serum/ plasma	96	G09044
RIDASCREEN® VDZ Monitoring	Enzyme immunoassay for the quantitative determination of vedolizumab (VDZ)	Serum/ plasma	96	G09045
RIDASCREEN® GLM Monitoring	Enzyme immunoassay for the quantitative determination of golimumab (GLM)	Serum/ plasma	96	G09047
RIDASCREEN® UST Monitoring	Enzyme immunoassay for the quantitative determination of ustekinumab (UST)	Serum/ plasma	96	G09049
<b>Rapid tests</b>				
RIDA®QUICK IFX Monitoring	Immunochromatographic lateral flow assay for the quantitative determination of infliximab (IFX)	Serum/ plasma	25	GN3041
RIDA®QUICK ADM Monitoring	Immunochromatographic lateral flow assay for the quantitative determination of adalimumab (ADM)	Serum/ plasma	25	GN3043
<b>Control sets for RIDA®QUICK</b>				
RIDA®QUICK IFX Monitoring Control Set	Control set • Accessory for Art. No. GN3041	–	–	GP3041
RIDA®QUICK ADM Monitoring Control Set	Control set • Accessory for Art. No. GN3043	–	–	GP3043



### Automation solutions

Product	Description	Units	Art. No.
<b>Rapid tests</b>			
RIDA®QUICK SCAN II	Lateral flow reader	1	ZRQS2-KD



# Serology



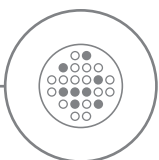
## ***SeraSpot*® – an innovative multiplex diagnostics of autoimmune and infectious diseases**

Serology provides evidence of antibodies that are directed against pathogens or also against endogenous target structures (antigens).

It thus provides indirect indications of an autoimmune disease or an existing or past infection caused by pathogens such as bacteria or viruses and provides information about the patient's infection status.

*SeraSpot*® combines the diagnostic capabilities of modern array technologies with the advantages of the established automatable ELISA technique.

*SeraSpot*® shows specific antibody profiles of pathogens. Recombinant proteins are spotted onto the bottom of wells of 96well microtiter plates. The processing can be performed fully automatically on an ELISA machine. The test result is determined via software-mediated image analysis using the SpotSight® plate scanner and SpotSight® scan software.



Microspot  
array

**Autoimmune diseases**

Product	Description	Matrix	Tests	Art. No.
Microspot arrays				
SeraSpot® ANA-17 IgG	Specific detection of IgG antibodies against 17 nuclear and cytoplasmatic antigens	Serum/ plasma	1 x 48 1 x 96	SP-002-17 G-S6 SP-002-17 G-S12
SeraSpot® HepAk-7 IgG	Specific detection of IgG antibodies in autoimmune liver diseases	Serum/ plasma	1 x 48	SP-004-7 G-S6
SeraSpot® Vaskulitis-3 IgG	Specific detection of IgG antibodies in systemic vasculitis	Serum/ plasma	1 x 48	SP-003-3 G-S6

***Borrelia* spp.**

Microspot arrays				
SeraSpot® Anti-Borrelia-10 IgG	Specific detection of IgG antibodies against <i>Borrelia burgdorferi sensu lato</i>	Serum/ plasma	1 x 96 10 x 96	SP-006-10 G-S12 SP-006-10 G-S120
SeraSpot® Anti-Borrelia-10 IgM	Specific detection of IgM antibodies against <i>Borrelia burgdorferi sensu lato</i>	Serum/ plasma	1 x 96 10 x 96	SP-006-10 M-S12 SP-006-10 M-S120

**Epstein-Barr-Virus**

Microspot arrays				
SeraSpot® Anti-EBV-4 IgG	Specific detection of IgG antibodies against Epstein-Barr-Virus	Serum/ plasma	1 x 48	SP-013-4 G-S6
SeraSpot® Anti-EBV-3 IgM	Specific detection of IgM antibodies against Epstein-Barr-Virus	Serum/ plasma	1 x 48	SP-013-3 M-S6

***Helicobacter pylori***

Microspot arrays				
SeraSpot® Anti-Helicobacter-6 IgA	Specific detection of IgA antibodies against <i>Helicobacter pylori</i>	Serum/ plasma	1 x 48	SP-007-6 A-S6
SeraSpot® Anti-Helicobacter-6 IgG	Specific detection of IgG antibodies against <i>Helicobacter pylori</i>	Serum/ plasma	1 x 48	SP-007-6 G-S6





## Serology

## Parvovirus

Product	Description	Matrix	Tests	Art. No.
Microspot arrays				
<i>SeraSpot</i> ® Anti-Parvovirus-6 IgG	Specific detection of IgG antibodies against Parvovirus	Serum/ plasma	48	SP-012-6 G-S6
<i>SeraSpot</i> ® Anti-Parvovirus-5 IgM	Specific detection of IgM antibodies against Parvovirus	Serum/ plasma	48	SP-012-5 M-S6

*Treponema pallidum*

Microspot arrays				
<i>SeraSpot</i> ® Anti-Treponema-4 IgG	Specific detection of IgG antibodies against <i>Treponema pallidum</i>	Serum/ plasma	1 x 48 1 x 96	SP-010-4 G-S6 SP-010-4 G-S12
<i>SeraSpot</i> ® Anti-Treponema-4 IgM	Specific detection of IgM antibodies against <i>Treponema pallidum</i>	Serum/ plasma	1 x 48 1 x 96	SP-010-4 M-S6 SP-010-4 M-S12

*Yersinia enterocolitica*

Microspot arrays				
<i>SeraSpot</i> ® Anti-Yersinia-6 IgA	Specific detection of IgA antibodies against <i>Yersinia enterocolitica</i>	Serum/ plasma	1 x 48 1 x 96	SP-005-6 A-S6 SP-005-6 A-S12
<i>SeraSpot</i> ® Anti-Yersinia-6 IgG	Specific detection of IgG antibodies against <i>Yersinia enterocolitica</i>	Serum/ plasma	1 x 48 1 x 96	SP-005-6 G-S6 SP-005-6 G-S12



## Automation solutions

Product	Description	Units	Art. No.
Microspot arrays			
<i>SpotSight</i> ® plate mono	Scanner for image acquisition and interpretation of <i>SeraSpot</i> ® microtiter plates	1	Z-SP-PLATE-D





# Quality assessment controls by Microbix



## Quality Control (QC) in clinical diagnostics ensures both precise and accurate patient sample results

Quality controls make it possible to identify and correct flaws in analytical processes of a lab, before potentially incorrect patient results are released. Verification of laboratory samples through regular quality control is critical to guarantee that patient testing is performed correctly and that it provides reliable results.

Microbix's portfolio of quality assessment products (QAPs™) currently includes PROCEEDx™, ONBOARDx™ and REDx™ branded quality controls for molecular and immunological diagnostic tests of bacterial and viral diseases by mimicking patient samples while being consistent, non-infectious, stable and cross-instrument compatible.

QAPs™ products are quality controls that support the accuracy of testing for respiratory viruses, gastrointestinal, high-risk types of HPV and other sexually transmitted infections.

**REDx™** (CE) controls ensure the consistency in performance of day-to-day laboratory testing thereby assist in determining reliable patient test results.

**PROCEEDx™** (RUO) controls are used in research & development, for the verification of internal processes and the validation of testing systems. They can also be used for the training of laboratory personnel.

The **ONBOARDx™** (RUO) kits are all-encompassing verification and validation kits for detailed qualification of instruments, assays, as well as operator trainings. They are composed of PROCEEDx™ (RUO) controls.



Accessories



## Quality assessment controls by Microbix

### Respiratory infections

Product	Test compatibility	Art. No.	
		PROCEEDx™ (RUO)	REDx™ Controls (CE)
Adenovirus Positive	Nucleic acid**; immunoassay	VP-15-01	
Adenovirus + Rotavirus Positive	Nucleic acid**; immunoassay	VP-15-02	
Influenza A Positive	Nucleic acid; immunoassay	VP-13-01	RED-13-01***
Influenza A Positive (swab)	Nucleic acid; immunoassay	VP-S-13-01	RED-S-13-01***
Influenza A + Adenovirus Positive	Nucleic acid; immunoassay	VP-13-04	
Influenza A + B Positive	Nucleic acid; immunoassay	VP-13-02	RED-13-02***
Influenza A + Rotavirus Positive	Nucleic acid**; immunoassay	VP-13-05	
Influenza A + RSV Positive	Nucleic acid; immunoassay	VP-13-03	
Influenza B Positive	Nucleic acid; immunoassay	VP-14-01	RED-14-01***
Influenza B Positive (swab)	Nucleic acid; immunoassay	VP-S-14-01	RED-S-14-01***
Influenza B + Adenovirus Positive	Nucleic acid**; immunoassay	VP-14-03	
Influenza B + Rotavirus Positive	Nucleic acid**; immunoassay	VP-14-04	
Influenza B + RSV Positive	Nucleic acid; immunoassay	VP-14-02	
MDx Negative	Nucleic acid	VP-99-M1	RED-99-M1
Parainfluenza 3 Positive	Nucleic acid	VP-10-M1	
RSV Positive	Nucleic acid; immunoassay	VP-07-01	RED-07-01***
RSV Positive (swab)	Nucleic acid; immunoassay	VP-S-07-01	RED-S-07-01***
RSV + Adenovirus Positive	Nucleic acid**; immunoassay	VP-07-02	
RSV + Rotavirus Positive	Nucleic acid**; immunoassay	VP-07-03	
SARS-CoV-2 Negative	Nucleic acid	VP-99-M3	RED-99-M3
SARS-CoV-2 Positive	Nucleic acid	VP-19-01	RED-19-01
SARS-CoV-2 Negative (swab)	Nucleic acid	VP-S-99-M4	RED-S-99-M4
SARS-CoV-2 Positive (swab)	Nucleic acid	VP-S-19-01	RED-S-19-01
SARS-CoV-2 Positive Ag (swab)	Immunoassay	VP-S-19-02	RED-S-19-02
SARS-CoV-2 Positive P.1 (swab)	Nucleic acid	VP-S-19-05	RED-S-19-05*
SARS-CoV-2 Positive B.1.1.7 (swab)	Nucleic acid	VP-S-19-03	RED-S-19-03*
SARS-CoV-2 Positive B.1.351 (swab)	Nucleic acid	VP-S-19-04	RED-S-19-04*
SARS-CoV-2/Flu A&B/RSV Positive (swab)	Nucleic acid	VP-S-19-M1	RED-S-19-M1
SARS-CoV-2 B.1.1.529 Variant Positive (swab)	Nucleic acid	VP-S-19-07*	RED-S-19-07*
Respiratory Negative (swab)	Immunoassay	VP-S-99-01	RED-S-99-01



Only available in selected countries.

\* Coming soon

\*\* Products are QC-released with immunoassays but are also compatible with molecular assays.

\*\*\* Only available in Canada and United States.



## Quality assessment controls by Microbix

## Respiratory infections

Product	Test compatibility	Kit components	Art. No.
ONBOARDx™ Kit (RUO)			
ONBOARDx™ SARS-CoV-2 Vial Kit 01 (RUO)	Nucleic acid	SARS-CoV-2 Positive (0.5 mL) vial x 8 SARS-CoV-2 Negative (0.5 mL) vial x 4	VP-K-CoV2-01
ONBOARDx™ FLOQ SARS-CoV-2 Swab Kit 01 (RUO)	Nucleic acid	SARS-CoV-2 Positive swab x 8 SARS-CoV-2 Negative swab x 4	VP-SK-CoV2-01
ONBOARDx™ FLOQ Respiratory Swab Kit (RUO)	Nucleic acid	SARS-CoV-2 Positive swab x 3 Influenza A Positive swab x 3 Influenza B Positive swab x 3 RSV Positive swab x 3	VP-SK-RESP-01
ONBOARDx™ Respiratory Vial Kit (RUO)	Nucleic acid	SARS-CoV-2 Positive sample 3 x 0.5 mL vial Influenza A Positive sample 3 x 1.0 mL vial Influenza B Positive sample 3 x 1.0 mL vial RSV Positive sample 3 x 1.0 mL vial	VP-K-RESP-01
ONBOARDx™ FLOQ SARS-CoV-2 Variant Swab Kit (RUO)	Nucleic acid	SARS-CoV-2 P.1 Positive swab x 3 SARS-CoV-2 B.1.1.7 Positive swab x 3 SARS-CoV-2 B.1.351 Positive swab x 3 SARS-CoV-2 WT Positive swab x 3	VP-SK-CVAR-01
ONBOARDx™ FLOQ SARS-CoV-2 Variant plus Swab Kit (RUO)	Nucleic acid	SARS-CoV-2 P.1 Positive swab x 3 SARS-CoV-2 B.1.1.7 Positive swab x 3 SARS-CoV-2 B.1.351 Positive swab x 3 SARS-CoV-2 B.1.617 Positive swab x 3 SARS-CoV-2 WT Positive swab x 3	VP-SK-CVAR-02
ONBOARDx™ Kit (RUO)			
ONBOARDx™ FLOQ® SARS-CoV-2 Ag Swab Kit (RUO)	Immunoassay	SARS-CoV-2 Ag Positive swab x 10 Respiratory Negative swab x 2	VP-SK-COV2AG-01
ONBOARDx™ FLOQ® SARS-CoV-2 Ag Swab Kit B (RUO)	Immunoassay	SARS-CoV-2 AG Positive swab x 15 Respiratory Negative swab x 5	VP-SK-COV2AG-02
ONBOARDx™ FLOQ® Respiratory Swab Kit B (RUO)	Immunoassay	SARS-CoV-2 Ag Positive swab x 5 Influenza A Positive swab x 5 Influenza B Positive swab x 5 RSV Positive swab x 5	VP-SK-RESPAG-02

## Gastrointestinal infections

Product	Test compatibility	Art. No.	
		PROCEEDx™ (RUO)	REDx™ controls (CE)
<i>Cryptosporidium parvum</i> Positive	Immunoassay	VP-37-01	RED-37-01***
<i>Giardia lamblia</i> Positive	Immunoassay	VP-38-01	RED-38-01***
<i>Cryptosporidium parvum</i> + <i>Giardia lamblia</i> Positive	Immunoassay	VP-37-02*	RED-37-02***
Negative	Nucleic acid; immunoassay	VP-99-01	
Rotavirus Positive	Immunoassay	VP-35-01	RED-35-01***

\* Coming soon

\*\*\* Only available in Canada and United States.





## Quality assessment controls by Microbix

### Sexually transmitted infections

Product	Test compatibility	Art. No.	
		PROCEEDx™ (RUO)	REDx™ Controls (CE)
<i>Chlamydia trachomatis</i> Positive	Nucleic acid	VP-12-M1	RED-12-M1***
<i>Chlamydia trachomatis</i> Positive	Immunoassay	VP-12-01	RED-12-01***
<i>Chlamydia trachomatis</i> + <i>Neisseria gonorrhoeae</i> Positive	Nucleic acid	VP-12-M2	RED-12-M2***
HPV 16 Positive	Nucleic acid	VP-62-16	RED-62-16
HPV 18 Positive	Nucleic acid	VP-62-18	RED-62-18
HPV 31 Positive	Nucleic acid	VP-62-31	RED-62-31
HPV 33 Positive	Nucleic acid	VP-62-33	RED-62-33
HPV 39 Positive	Nucleic acid	VP-62-39	RED-62-39
HPV 45 Positive	Nucleic acid	VP-62-45	RED-62-45
HPV 51 Positive	Nucleic acid	VP-62-51	RED-62-51
HPV 52 Positive	Nucleic acid	VP-62-52	RED-62-52
HPV 66 Positive	Nucleic acid	VP-62-66	RED-62-66
hr-HPV Negative	Nucleic acid	VP-62-67	RED-62-67
HPV 16/18/45 Positive	Nucleic acid	VP-62-M1*	RED-62-M1
HPV 31/33/66 Positive	Nucleic acid	VP-62-M2*	RED-62-M2
HPV 39/51/52 Positive	Nucleic acid	VP-62-M3*	RED-62-M3
HSV 1 Positive	Nucleic acid	VP-02-M1	RED-02-M1***
HSV 2 Positive	Nucleic acid	VP-23-M1	RED-23-M1***
HSV 1 & 2 Positive	Nucleic acid; immunoassay	VP-02-M2	
HSV1&2/VZV/Syphilis Positive (swab)	Nucleic acid	VP-S-03-M1*	RED-S-03-M1*
<i>Mycoplasma genitalium</i>	Nucleic acid	VP-63-01	RED-63-01
<i>M. genitalium</i> AMR A2059G Positive (swab)	Nucleic acid	VP-S-63-02*	RED-S-63-02*
<i>M. genitalium</i> AMR A2058G Positive (swab)	Nucleic acid	VP-S-63-03*	RED-S-63-03*
<i>M. genitalium</i> AMR A2059C Positive (swab)	Nucleic acid	VP-S-63-04*	RED-S-63-04*
<i>M. genitalium</i> AMR A2058T Positive (swab)	Nucleic acid	VP-S-63-05*	RED-S-63-05*
<i>M. genitalium</i> AMR A2058C Positive (swab)	Nucleic acid	VP-S-63-06*	RED-S-63-06*
<i>Neisseria gonorrhoeae</i> Positive	Nucleic acid	VP-17-M1	RED-17-M1***
<i>Trichomonas vaginalis</i> Positive	Nucleic acid	VP-61-02	
<i>Trichomonas vaginalis</i> Positive	Nucleic acid; immunoassay	VP-61-01	RED-61-01***

\* Coming soon

\*\*\* Only available in Canada and United States.



## Quality assessment controls by Microbix

## Sexually transmitted infections

Product	Test compatibility	Kit components	Art. No.
ONBOARDx™ Kit (RUO)			
ONBOARDx™ HPV Kit (RUO)	Nucleic acid	HPV 16 /18/45 vial x 3 HPV 31/33/66 vial x 3 HPV 39/51/52 vial x 3	VP-K-HPV-01
ONBOARDx™ HPV Kit (RUO)	Nucleic acid	HPV 16 vial x 3 HPV 18 vial x 3 HPV 45 vial x 3 STI Negative vial x 4	VP-SK-HPV-01



## Other diseases and infections



### Further Indications: antibiotic resistance, fungal infections and infections of the central nervous system

In addition to classical diagnostic, other fields of indication play an important role in molecular diagnostics, including the detection of pathogens with resistance to antibiotics, mycosis or infections of the central nervous system.

Antibiotics are among the most important medical achievements and are indispensable in modern medicine. However, the number of pathogens showing resistance to these agents is increasing. Antibiotic-resistant pathogens are increasingly occurring where many antibiotics are used, such as in hospitals. Infections with resistant pathogens are usually more difficult to treat and can take a more complicated course. Early, rapid and systematic screening enables specific treatment of infected patients and the introduction of appropriate hygiene measures to prevent transmission and spread.

A fungal infection is also known as mycosis. Although most fungi are harmless to humans, some of them are capable of causing diseases under specific conditions. Especially in people with weakened immune systems, fungi are more likely to cause an infection. Therefore, it is important to diagnose the type of infection and recommend an appropriate antifungal medication.

Infectious diseases of the central nervous system including meningitis and encephalitis. In this case, the focus is on the examination of the cerebrospinal fluid (CSF). PCR makes it possible to detect the pathogen at an early stage of the disease. Such examinations are important in order to initiate the right therapy quickly and reliably.

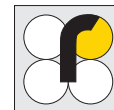
R-Biopharm offers comprehensive testing solutions in the above-mentioned indication fields to meet the diagnostic needs of the laboratories. Benefit from our Multiplex Tandem PCR portfolio to find an optimal solution.



Real-time PCR



## Other diseases and infections



### Critical testings – antibiotic resistance\*

Product	Description	Matrix	Tests	Art. No.
<b>Multiplex Tandem PCR</b>				
CRE 16-well Step 1 Tubes	TandemPlex® panel feature multiplex tandem PCR (MT-PCR) for qualitative detection of Metallo $\beta$ -lactamase VIM; Metallo $\beta$ -lactamase pan-IMP; Metallo $\beta$ -lactamase IMP-14a; <i>Klebsiella pneumoniae</i> carbapenemase (KPC); New Delhi Metallo- $\beta$ -lactamases (NDM); Imipenemase resistance IMI; Carbapenemase SME; $\beta$ -lactamase GES; $\beta$ -lactamase OXA-23-like; $\beta$ -lactamase OXA-48-like; $\beta$ -lactamase OXA-51-like; Carbapenem-hydrolysing oxacillinase OXA-58; $\beta$ -lactamase pan-CMY; $\beta$ -lactamase CTX-M group 1; $\beta$ -lactamase CTX-M group 9; Bacteria 16S RNA To be used on the <b>Highplex System</b> and <b>Ultrplex 3 System**</b>	Bacterial colonies harvested directly from culture plates	96	210985
CRE 16-well Step 2 Plates			288	21098P
Low DNA Reagent Cassette			–	40231
Medium DNA Reagent Reservoir	Reagent reservoir contain the mixture of enzymes and buffers required for Polymerase Chain Reaction (PCR) during the Step 1 and Step 2 reactions. To be used on the <b>Highplex System</b>		–	40421
<b>Multiplex Tandem PCR</b>				
CRE EU 16-well Step 1 Tubes	TandemPlex® panel feature multiplex tandem PCR (MT-PCR) for qualitative detection of Metallo $\beta$ -lactamase VIM; Metallo $\beta$ -lactamase pan-IMP; Metallo $\beta$ -lactamase IMP-8; Metallo $\beta$ -lactamase IMP-14a; <i>Klebsiella pneumoniae</i> carbapenemase (KPC); New Delhi Metallo- $\beta$ -lactamases (NDM); Imipenemase resistance IMI; Carbapenemase SME; $\beta$ -lactamase GES; $\beta$ -lactamase SIM; $\beta$ -lactamase GIM; Colistin resistance mcr1; $\beta$ -lactamase OXA-48-like; $\beta$ -lactamase FRI; $\beta$ -lactamase SPM To be used on the <b>Highplex System</b> and <b>Ultrplex 3 System**</b>	Bacterial colonies harvested directly from culture plates, and rectal swabs	96	210995
CRE EU 16-well Step 2 Plates			288	21099P
Low DNA Reagent Cassette			–	40231
Medium DNA Reagent Reservoir	Reagent reservoir contain the mixture of enzymes and buffers required for Polymerase Chain Reaction (PCR) during the Step 1 and Step 2 reactions. To be used on the <b>Ultrplex 3 System</b>		–	40421

\* Only available in selected countries.

\*\* Coming soon on Ultrplex 3 System.





## Other diseases and infections

## Critical testings - antibiotic resistance

Produkt	Beschreibung	Matrix	Tests	Art. Nr.
Multiplex Tandem PCR*				
CRE Reference 24-well Step 1 Tubes	TandemPlex® Panel features Multiplex Tandem PCR (MT-PCR) for the qualitative detection of VIM; IMP; IMP-14; IMP8; SME, mcr1; RUO: DIM; KPC; RUO: D179Y; NDM; SIM; GIM; IMI; SPM; FRI; TOTAL; RUO: PER; OXA-23 like; RUO: OXA-24/40; OXA-48 like; OXA-51 like; OXA-58; RUO: veb. To be used on the <b>Highplex System</b> and <b>Ultraplex 3 System</b>	Bacterial colonies taken directly from culture plates and rectal swabs.	96	81099S
CRE Reference 24-well Step 2 Plates			192	81099P
Low DNA Reagent Cassette		The reagent cassettes contain the enzyme and buffer mix needed for the polymerase chain reaction (PCR) during the Step 1 and Step 2 reactions. To be used on the <b>Highplex System</b>		40231
Medium DNA Reagent Reservoir		The reagent reservoirs contain the enzyme and buffer mix needed for the polymerase chain reaction (PCR) during Step 1 and Step 2. To be used on the <b>Ultraplex 3 System</b>		40421
Multiplex Tandem PCR*				
Staphylococcus & VRE 8-well Step 1 Tubes	TandemPlex® Panel features a Multiplex Tandem PCR (MT-PCR) for the qualitative detection of <i>Staphylococcus aureus nuc</i> ; <i>Staphylococcus aureus femA</i> ; <i>Enterococcus faecium</i> ; <i>Enterococcus faecalis</i> ; methicillin resistance <i>mecA</i> ; vancomycin resistance <i>vanA</i> ; Vancomycin resistance <i>vanB</i> To be used on the <b>Highplex System</b>	Bacterial colonies	96	21340S
Staphylococcus & VRE 8-well Step 2 Plates			288	21340P
Demi DNA Reagent Cassette			–	40241
Real-time PCR				
RIDA®GENE MRSA	Multiplex real-time PCR for the direct qualitative detection of methicillin-resistant <i>Staphylococcus aureus</i> (MRSA) and methicillin-susceptible <i>Staphylococcus aureus</i> (MSSA) DNA from untreated human nasal/throat and wound swabs and culture	Nasal/throat swabs, wound swabs, culture	100	PG0605
RIDA®GENE PVL	Multiplex real-time PCR for the direct, qualitative detection of the PVL gene (Panton-Valentine Leukocidin) in culture samples	Culture	100	PG0645**

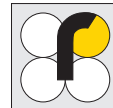


\* Universal panels for use on the Highplex and the Ultraplex 3 system.

\*\* Limited product availability possible from 2026.



## Other diseases and infections



### Critical testings - antibiotic resistance\*

Product	Description	Matrix	Tests	Art. No.
Multiplex Tandem PCR				
Staphylococcus & VRE 8-well Step 1 Tubes	TandemPlex® panel feature multiplex tandem PCR (MT-PCR) for qualitative detection of <i>Staphylococcus aureus nuc</i> ; <i>Staphylococcus aureus femA</i> ; <i>Enterococcus faecium</i> ; <i>Enterococcus faecalis</i> ; Methicillin resistance <i>mecA</i> ; Vancomycin resistance <i>vanA</i> ; Vancomycin resistance <i>vanB</i> To be used on the <b>Highplex System</b>	Pure bacterial colonies harvested directly from culture plates	96	213405
Staphylococcus & VRE 8-well Step 2 Plates			288	21340P
Demi DNA Reagent Cassette			–	40241
Control				
Synthetic Positive Control for Bacteria and Bacterial Resistance	The Synthetic Positive Controls are designed to be used as positive controls for TandemPlex® panels		–	91151



### Dermatophytes & other fungi\*

<b>Multiplex Tandem PCR</b>				
Dermatophytes and Other Fungi 12-well Step 1 Tubes	TandemPlex® panel feature multiplex tandem PCR (MT-PCR) for qualitative detection of <i>Trichophyton</i> spp.; <i>Trichophyton rubrum</i> complex; <i>Trichophyton interdigitale</i> ; <i>Microsporum</i> spp.; <i>Microsporum canis</i> ; <i>Epidermophyton floccosum</i> ; <i>Nannizzia gypsea</i> ; <i>Scopulariopsis</i> spp.; <i>Aspergillus</i> spp.; <i>Candida albicans</i> ; <i>Candida guilliermondii</i> ; <i>Candida parapsilosis</i> ; <i>Candida glabrata</i> To be used on the <b>Highplex System</b> and <b>Ultrplex 3 System</b>	Nail and toe clippings, hair roots, skin scrapings from the scalp, genitals, palms, feet, legs, arms, and abdomen.	96	841155
Dermatophytes and Other Fungi 12-well Step 2 Plates			288** 384**	84115P
Low DNA Reagent Cassette			–	40231
Medium DNA Reagent Reservoir	Reagent reservoir contain the mixture of enzymes and buffers required for Polymerase Chain Reaction (PCR) during the Step 1 and Step 2 reactions To be used on the <b>Ultrplex 3 System</b>		–	40421
<b>Control</b>				
Synthetic Positive Controls for Fungal Panels	The Synthetic Positive Controls are designed to be used as positive controls for TandemPlex® panels		–	91091



\* Only available in selected countries.

\*\* Up to 288 tests on Highplex, up to 384/576 tests on Ultrplex.



## Other diseases and infections

## CSF-diagnostics\*

Product	Description	Matrix	Tests	Art. No.
Multiplex Tandem PCR				
Viral Panel (12-well) A Step 1 Tubes	TandemPlex® Panel features Multiplex Tandem PCR (MT-PCR) for qualitative detection of Herpes Simplex Virus 1 & 2; varicella zoster virus; Epstein-Barr virus; cytomegalovirus; herpes virus 6 & 7; enterovirus; parechovirus; adenovirus. To be used on the <b>Highplex System</b>	CSF, Plasma/ Serum, Bone Marrow Plasma, Whole Blood, EDTA Blood, Culture, Stool, Urine, Vitreous Fluid, Ocular Fluid, BAL, NPA, Genital Swab, Oral Swab, Skin/ Ulcer/Vesicle Swab, Throat Swab, Anal Swab, Eye Swab	96	27095S
Viral Panel (12-well) A Step 2 Plates			288	27095P
Low RNA Reagent Cassette			–	40331
Multiplex Tandem PCR				
CSF 16-well Step 1 Tubes	TandemPlex® panel feature multiplex tandem PCR (MT-PCR) for qualitative detection of <i>Neisseria meningitidis ctrA</i> ; <i>Neisseria meningitidis sod</i> ; <i>Streptococcus pneumoniae</i> ; <i>Haemophilus influenzae</i> (RUO); <i>Listeria monocytogenes</i> ; <i>Leptospira interrogans</i> ; <i>Mycobacterium tuberculosis</i> complex; <i>Cryptococcus neoformans</i> ; HSV-1 (Human herpesvirus 1); HSV-2 (Human herpesvirus 2); VZV (Human herpesvirus 3); EBV (Human herpesvirus 4); Enterovirus; Parechovirus To be used on the <b>Highplex System</b>	CSF samples	96	27050S
CSF 16-well Step 2 Plates			288	27050P
Low RNA Reagent Cassette			–	40331
Control				
Synthetic Positive Controls for CSF	The Synthetic Positive Controls are designed to be used as positive controls for TandemPlex® panels	–	–	91081

\* Only available in selected countries.







## Other diseases and infections

### Automation solutions\*

Product	Description	Units	Art. No.
<b>Multiplex Tandem PCR</b>			
Highplex Alliance™	The Highplex Alliance™ consists of the MT-Prep™ 24 for sample purification and the Highplex system for automated processing of TandemPlex® panels For detailed information please refer to page 85	1	–
Ultrplex Alliance™	The Ultrplex Alliance™ consists of the MT-Prep™ XL for sample purification and the Ultrplex 3 for automated processing of TandemPlex® panels For detailed information please refer to page 84	1	–



\* Only available in selected countries.

# Automation



## Tailored system solutions for your workflow

Reliable products and highest quality are standards in clinical laboratories. Moreover, time and costs play an increasingly important role, which have to be addressed with suitable automation solutions.

In cooperation with renowned partners, R-Biopharm offers automation and software solutions from small to high sample throughput for your individual laboratory requirements. Combined with its unparalleled service, R-Biopharm matches today's laboratories' needs.

### Systems & software

R-Biopharm offers different platforms for real-time PCR, Multiplex Tandem PCR (MT-PCR), rapid tests, ELISA and immunoblots.

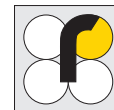
- The new molecular diagnostic platform **RIDA®UNITY** allows fully automated processing of samples to result interpretation via **RIDA®SEEK** software.
- The AusDiagnostics semi-automated platforms **Highplex Alliance™** and **Ultrplex Alliance™** provide high-level multiplexing solutions for syndromic testing based on molecular diagnostics.
- For smaller labs, the reliable **RIDA®CYCLER** is a compact and flexible 4-channel real-time PCR instrument based on innovative magnetic induction technology (for research use only).
- The lateral flow reader **RIDA®QUICK SCAN II** is R-Biopharm's solution for secure analysis and quality-assured documentation in the field of therapeutic drug monitoring.
- R-Biopharm's **RIDASCREEN®** ELISA tests can be easily applied on DYNEX automation systems.
- **RIDA qLine® autoBlot** enables automated allergy testing combined with a convenient software solutions for measurement, evaluation and documentation of **RIDA qLine®**.

### Service

It is R-Biopharm's ambition to accompany you as a reliable partner during planning, installation and later in your daily routine. Therefore, R-Biopharm's application specialists are always on your disposal and work continuously on the improvement, updating and validation of all systems and instruments.



## Automation



### Molecular diagnostics

Product	Description	Units	Art. No.
<b>RIDA®GENE Automation</b>			
RIDA®CYCLER	The RIDA®CYCLER is a magnetic induction real-time PCR cycler with 4 channels (FAM, HEX/VIC, ROX, Cy5). For research use only. Not for use in diagnostic procedures	1	ZRCYCLER
RIDA®CYCLER-MIC-Tubes	Box with 960 reaction tubes and caps	1	ZRC-MIC-TUBES
RIDA®CYCLER TVS	Temperature verification system for RIDA®CYCLER	1	ZRCYCLER-TVS
RIDA®SEEK	RIDA®SEEK is an interpretation software that enables qualitative result interpretation from raw data generated by RIDA®GENE/ RIDA®UNITY real-time PCR assays in conjunction with real-time PCR instruments	1	ZRIDASEEK
<b>RIDA®UNITY System</b>			
RIDA®UNITY	System for automated processing of a complete molecular diagnostic workflow: nucleic acid extraction, PCR setup and qPCR	1	ZUNITY
RIDA®UNITY with RIDA®SEEK Tower	System for automated processing of a complete molecular diagnostic workflow: nucleic acid extraction, PCR setup and qPCR including RIDA®SEEK Installation on a Tower PC Server	1	ZUNITY-T
RIDA®UNITY with RIDA®SEEK Rack	System for automated processing of a complete molecular diagnostic workflow: nucleic acid extraction, PCR setup and qPCR including RIDA®SEEK Installation on a Server Rack	1	ZUNITY-R
<b>RIDA®UNITY System Consumables</b>			
RIDA®UNITY Internal Control Kit	The RIDA®UNITY Internal Control Kit is intended for control of automated isolation and purification, amplification, and detection of nucleic acids in connection with the RIDA®UNITY Universal Extraction Kit and the RIDA®UNITY PCR kits on the RIDA®UNITY System	576	UN0010
RIDA®UNITY Universal Extraction Kit	The RIDA®UNITY Universal Extraction Kit is intended for the automated isolation and purification of nucleic acids from defined human biological samples and is carried out on the RIDA®UNITY System	96	UN0001
Starterkit RIDA®UNITY & CFX96Dx	Starterkit for at least 5*96 Extractions and 5*96 PCR Reactions (RIDA®UNITY & CFX96)	1	ZUNITY-STARTER-CFX
Starterkit RIDA®UNITY	Starterkit for at least 5*96 Extractions and 5*96 PCR Reactions (only RIDA®UNITY)	1	ZUNITY-STARTER
MIC TUBES mit V-Caps	Preracked MIC TUBES with V-CAPS for use on the RIDA®UNITY	960	ZRU-VTUBES





## Automation

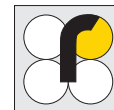
## Molecular diagnostics

Product	Description	Units	Art. No.
<b>RIDA®UNITY System Consumables</b>			
50 µL CO-RE Tips	Barcoded with filter, sterile	5760	ZRU-50T
1000 µL CO-RE Tips	Barcoded with filter, sterile	3840	ZRU-1000T
Deep well plates 2.2ml	Barcoded	32	ZRU-DWP
Fisherbrand 96 Deep Well Platten, 2,0 mL	96 deep well plates as protection	60	ZRU11391555
RIDA®UNITY PCR Master Mix Tube	Barcoded	500	ZRU-72.694.415
Waste Bags	Waste bags for pipette tips	200	ZRU-53686-01
Screw cap, natural, suitable for screw cap micro tubes	For recapping PCR reagents	500	ZRU-65.716.725
RIDA®UNITY Elution Plate	Barcoded, 96-round-well microtiter plate, clear polypropylene, 200-µL wells, V-shaped bottom, low binding properties	50	ZRU-SP-0849
RIDA®UNITY Plate Sealing Film	Microtiter plate sealing film (130 x 80 mm)	100	ZRU-SP-0850
RIDA®UNITY Tara-Tubes	RIDA®UNITY Tara-Tubes	48	ZRU-TARA
<b>AusDiagnostics Ultrplex Alliance™</b>			
MT-Prep™ XL System	MT-Prep™ XL System	1	93600
Ultrplex 3 System	Ultrplex 3 System	1	94601
<b>AusDiagnostics Ultrplex Consumables</b>			
Puryx Comprehensive DNA/RNA Extraction Kit	Puryx Comprehensive DNA/RNA Extraction Kit	384	93610
MT-Prep™ XL Self Standing Reagent Tubs	MT-Prep™ XL Self Standing Reagent Tubs	24	93608
MT-Prep™ XL KF 96 Tip Comb	MT-Prep™ XL KF 96 Tip Comb	100	93606
MT-Prep™ XL 1 mL Tips	MT-Prep™ XL 1 mL Tips	3840	93609
MT-Prep™ XL KF Deep Well 96 Plate	MT-Prep™ XL KF Deep Well 96 Plate	50	93605
Tip disposal bags	Tip disposal bags	100	94504
MT-Prep™ XL Elution Plate (200 µL)	MT-Prep™ XL Elution Plate (200 µL)	48	93607





## Automation



### Molecular diagnostics

Product	Description	Units	Art. No.
<b>AusDiagnostics Ultraplex Consumables</b>			
MT-Prep™ XL KF Deep Well 96 Plate	MT-Prep™ XL KF Deep Well 96 Plate	50	93605
Tip disposal bags	Tip disposal bags	100	94504
MT-Prep™ XL Elution Plate (200 µL)	MT-Prep™ XL Elution Plate (200 µL)	48	93607
50 µL conductive tips	for Ultraplex 3	2304	93061
200 µL conductive tips	for Ultraplex 3	2304	93062
Tip disposal bags	for Ultraplex 3	100	94503
Sealing films	for MT-PCR assay plates (Ultraplex and Highplex Alliance™)	100	90201
Dilution Plate Pack (12)	Additional microtiter plates for Highplex or Ultraplex 3	12	90020
<b>AusDiagnostics Highplex Alliance™</b>			
Highplex System	MT-PCR for Highplex Alliance™	1	91501
MT-Prep™ 24	Sample Purification for Highplex Alliance™	1	93100
<b>AusDiagnostics Highplex Consumables</b>			
MT-Prep™ Viral/Pathogen Nucleic Acids Extraction Kit B	MT-Prep™ Viral/Pathogen Nucleic Acids Extraction Kit B (48 samples) is used to extract nucleic acids from suitable sample types. For use with MT-Prep™ 24 extraction system	48	93010
MT-Prep™ Blood DNA Extraction kit 1200	MT-Prep™ Blood DNA Extraction Kit (48 samples) is used to extract nucleic acids from suitable sample types. For use with MT-Prep™ 24 extraction system	48	93031
Tip disposal bags	for Highplex™ System	100	91502
Robot tips, ZTF-100-R-S	for Highplex™ System	4800	93250
Bleach Tubes	for Highplex™ System	1	91503
Dilution Plate Pack (12)	Additional microtiter plates for Highplex or Ultraplex 3	12	90020





## Automation

## Rapid tests

Product	Description	Units	Art. No.
RIDA®QUICK SCAN II - IVD SET	Lateral flow reader and 2D barcode scanner	1	ZRQS2-KD-SET
RIDA®QUICK SCAN II	Lateral flow reader	1	ZRQS2-KD
Honeywell Xenon 1900	2D barcode scanner for ZRQS2-KD	1	ZBS
RIDA®QUICK SCAN II Control strip	Control strip for control measurement on ZRQS2-KD	1	ZRQS2-KS-KD



## Blot systems and evaluation software

RIDA qLine® autoBlot	Fully automated analyzer for the processing of up to 36 RIDA qLine® Allergy tests in one run	1	ZG3101
RIDA qLine® autoBlot Screw cap bottle 20 mL	Screw cap bottle (20 mL) for RIDA qLine® autoBlot Box of 120 pcs.	120 pcs.	Z0011
RIDA qLine® autoBlot Screw cap for Z0011	Screw cap for Z0011 Box of 120 pcs.	120 pcs.	Z0012
RIDA qLine® autoBlot Pipet tips	Pipet tips for RIDA qLine® autoBlot, Box of 100 trays à 96 tips	9600 pcs.	Z0013
RIDA qLine® autoBlot Maintenance Pack	Maintenance pack for RIDA qLine® autoBlot	1	ZATB-F-MPK
RIDA qLine® Scan	Scanner for RIDA qLine® Allergy (CE-IVD)	1	ZG1109
RIDA qLine® Incubation set	Strip holder and cover for RIDA qLine® Allergy tests	1	ZG2701
RIDA qLine® Orbital Shaker	Orbital shaker 300 rpm	1	ZG2601
RIDA qLine® QC-Kit	10 test strips for function control of the evaluation unit	10 pcs.	ZG1108
RIDA qLine® Soft	Software for measurement, evaluation and documentation of RIDA qLine® Allergy tests	1	Z9995



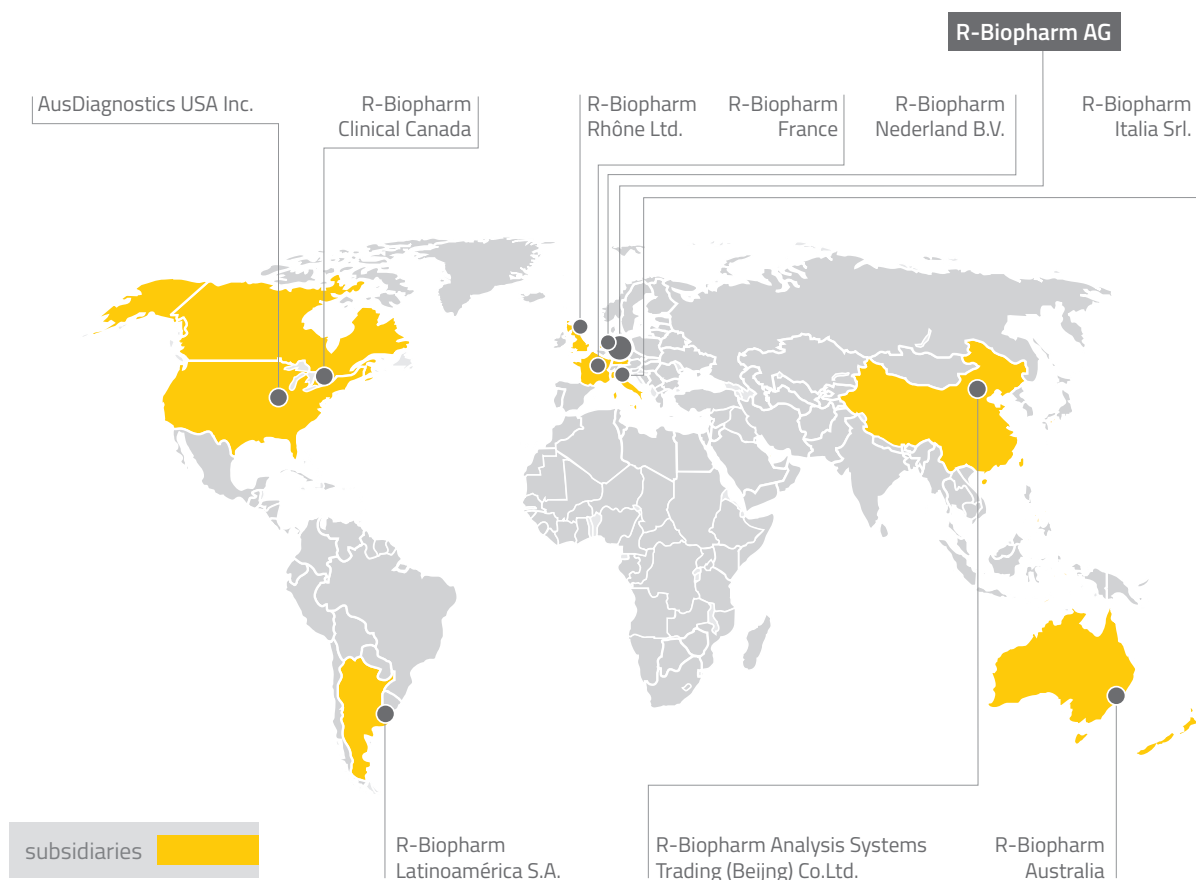
## Microspot array diagnostics

SpotSight® plate mono	Scanner for image acquisition and interpretation of <i>SeraSpot</i> microtiterplates	1	Z-SP-PLATE-D
-----------------------	--	---	--------------





# R-Biopharm Clinical – contact us



## Headquarter

R-Biopharm AG  
An der neuen Bergstraße 17  
64297 Darmstadt, Germany  
Phone: +49 (0) 61 51 - 81 02-0  
E-mail: [csi@r-biopharm.de](mailto:csi@r-biopharm.de)

[clinical.r-biopharm.com](http://clinical.r-biopharm.com)

## Argentina

R-Biopharm Latinoamérica S.A.  
Juan Carlos Cruz 1967  
B1638BHS Vicente López,  
Pcia. de Buenos Aires, Argentina  
Phone: +54 (0) 11 - 5031-2637  
E-mail: [info@r-biopharmlat.com.ar](mailto:info@r-biopharmlat.com.ar)

## Australia

R-Biopharm Australia  
34 Woodfield Boulevard  
Caringbah, NSW 2229  
Phone: +61 (2) 2 - 9668 0600  
Fax: +61 (2) 2 - 9668 8533  
E-mail: [sales@labdiagnostics.com.au](mailto:sales@labdiagnostics.com.au)

## Canada

R-Biopharm Clinical Canada, Ltd.  
181 Exeter Rd. Unit D  
London, Ontario N6L 1A4  
Canada  
Phone: +1 (647) 667-1477  
E-mail: [orders@r-biopharm.ca](mailto:orders@r-biopharm.ca)

## China

R-Biopharm Analysis Systems  
Trading (Beijing) Co.Ltd.  
Suite 1903, Office Building A,  
No. 6 Futong East Avenue  
Chaoyang District, Beijing 100102  
P.R. China  
Phone: +86 (0) 10 - 84 58 32 18 -215  
Fax: +86 (0) 10 - 84 58 06 91  
Email: [info@r-biopharm.cn](mailto:info@r-biopharm.cn)

## France

R-Biopharm France  
Parc d'affaires de Crécy  
5c rue Claude Chappe  
69370 Saint-Didier au Mont D'Or  
Phone: +33 (0) 4 78 64 32 00  
Fax: +33 (0) 4 78 47 84 04  
E-mail: [standard@r-biopharm.fr](mailto:standard@r-biopharm.fr)

## Italy

R-Biopharm Italia Srl  
Via Morandi 10  
20077 Melegnano MI  
Phone: +39 (0) 2 - 9 82 33 330  
Fax: +39 (0) 2 - 9 83 41 00  
E-mail: [info@r-biopharm.it](mailto:info@r-biopharm.it)

## The Netherlands

R-Biopharm Nederland B.V.  
Beijerinckweg 18  
6827 BN Arnhem  
Phone: +31 (0) 26 363 0 364  
Fax: +31 (0) 26 364 5111  
E-mail: [info@r-biopharm.nl](mailto:info@r-biopharm.nl)

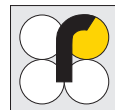
## United Kingdom

R-Biopharm Rhône Ltd.  
Block 10 Todd Campus  
West of Scotland Science Park  
Acre Road, Glasgow  
Scotland, G20 0XA  
Phone: +44 (0) 141 - 945 - 2924  
Fax: +44 (0) 141 - 945 - 2925  
E-mail: [info@r-biopharmrhone.com](mailto:info@r-biopharmrhone.com)

## USA

AusDiagnostics USA Inc.  
Building 2, 1367  
Brumlow Avenue  
Southlake TX, USA  
Phone: +1 (0) 817 - 912 1448  
E-mail: [orders.usa@ausdx.com](mailto:orders.usa@ausdx.com)





For orders from this catalog, the GTC of R-Biopharm AG apply in the most current version, available at <https://r-biopharm.com/gtc/>.

Acceptance of the order is subject to the express condition of agreement to these GTC.







## R-Biopharm

An der neuen Bergstraße 17, 64297 Darmstadt, Germany

E-mail: [orders@r-biopharm.de](mailto:orders@r-biopharm.de)

[clinical.r-biopharm.com](http://clinical.r-biopharm.com)