

# RIDA qLine® Allergy

Your solution for allergy diagnostics



Precise allergy diagnostics with WHO standard calibration



Flexible system solution for your laboratory workflow



Excellent service and support by our application team

More information:



<https://r-b.io/qlnsys>

# RIDA qLine® Allergy

## Allergy diagnostics from order to result

The determination of IgE antibodies plays a decisive role in allergy diagnostics. The most common allergic reactions are type I reactions, which appear mainly on epithelial surfaces (skin, lungs, gastrointestinal tract) and are characterized by the formation of specific IgE against the allergens. With the worldwide-established RIDA qLine® Allergy test kits, the occurrence of specific IgE in the patient's serum is detected. False positive results caused by binding of IgE to cross-reactive

carbohydrate determinants (CCD) are prevented by our CCD expert system.

In combination with our new professional line blot processor and a centralized software, R-Biopharm offers a complete RIDA qLine® Allergy system for automated and comprehensive allergy diagnostics. Manually, RIDA qLine® Allergy tests are processed and analyzed with our IVDR-approved orbital shaker and scanner.

### Manually or fully automated: Choose the workflow that suits your needs



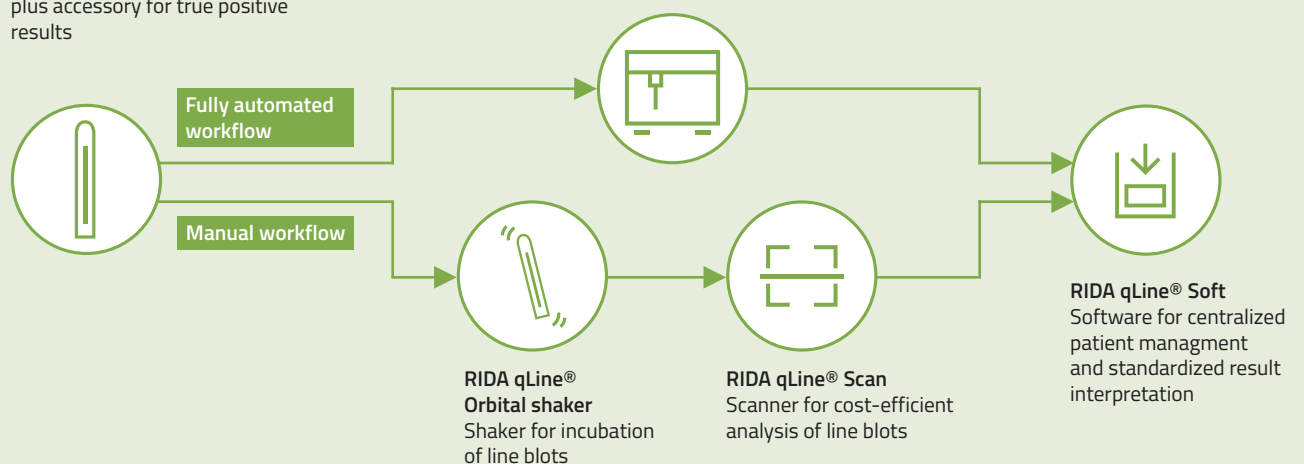
**RIDA qLine® Allergy and RIDA® CCD Inhibitor**  
Line blot for quantitative and multiplex analysis of specific IgE plus accessory for true positive results



**RIDA qLine® autoBlot**  
Fully automated, user-friendly and accurate processor for line blots



**RIDA qLine® Soft**



**RIDA qLine® Allergy**



**RIDA qLine® Orbital Shaker**



**RIDA qLine® Scan**



**RIDA qLine® Soft**

# RIDA qLine® Allergy and RIDA® CCD-Inhibitor for quantitative analysis of specific IgE

r-biopharm®



RIDA qLine® Allergy

## Key facts

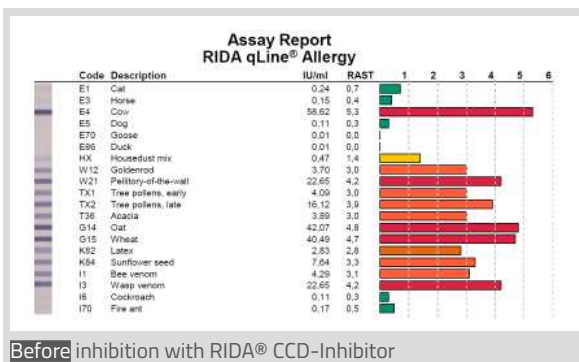
- Multiplex allergen analysis with CCD band for true positive results
- 5-point standard curve on every membrane calibrated at the WHO standard 75/502 for quantitative results
- Over 160 well characterized allergens combinable according to your country-specific needs
- CCD expert system: CCD band and CCD-inhibitor for true positive results

R-Biopharm AG has faced the challenge to develop a sophisticated allergy in vitro test system that combines both a quantitative determination and a very economic and easy handling: the RIDA qLine® Allergy tests. Most other commonly used in vitro allergy diagnostic test systems are either cost-intensive quantitative single allergen tests or semi-quantitative panel test systems.

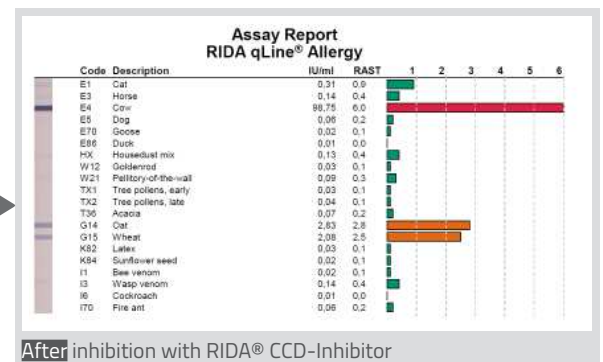
RIDA qLine® Allergy is based on the principles of the immunoblot method with various allergens attached to the surface of nitrocellulose membranes. Allergen-specific IgE antibodies, if present in the patients' samples, react with the appropriate allergens on the membrane.

In case of a type I allergy IgE antibodies are generated against the protein part of allergens,

but sometimes also against the carbohydrate side chains of allergens (anti-CCD-IgE) of plant origin, insects, molluscs or latex. These anti-CCD IgEs seem not clinically relevant, but lead to false positive results in in vitro test systems. Therefore, RIDA qLine® Allergy tests include a CCD band, that consists of purified carbohydrate side chains bound to the nitrocellulose membrane. If both the result of the CCD band and one or more CCD allergens are positive, it is recommended to repeat the test and block the serum with a CCD-inhibitor. RIDA qLine® Soft software automatically examines if the usage of the RIDA qLine® CCD-inhibitor is advisable. Thus, false positive results are prevented by the CCD Inhibitor and true positive results are detected by the RIDA qLine® test kit.



Before inhibition with RIDA® CCD-Inhibitor



After inhibition with RIDA® CCD-Inhibitor



# RIDA qLine® autoBlot

Fully automated user-friendly and accurate processor for allergy diagnostics



RIDA qLine® autoBlot

## Key facts

- Professional and fast processing of 36 samples in under 3.5 h while walk away
- Accurate and standardized pipetting and incubation with minimal hands on
- User-friendly diagnostics with bi-directional LIS connectivity operated by RIDA qLine® Soft software.

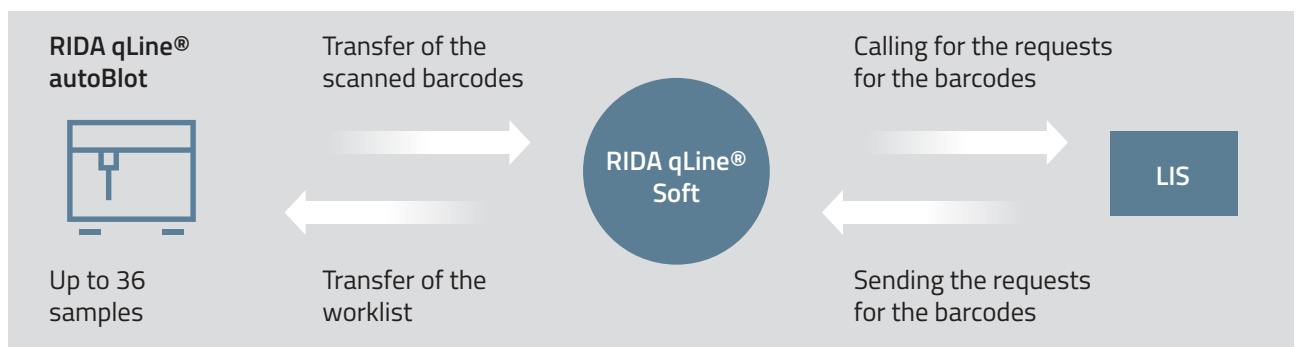
RIDA qLine® autoBlot completely automates the processing of RIDA qLine® Allergy membranes, starting from sample handling and ending with images of the membranes in less than 3.5 hours. The RIDA qLine® autoBlot comprises an integrated barcode reader and works with disposable robotic tips. The unit as a whole has a compact and modular design and is controlled by an integrated touch screen. The instrument is to be partnered with the interpretation software, RIDA qLine® Soft somewhere on the same network as the instrument. By creating work lists and passing them along to the instrument, the RIDA qLine®

Soft can track the progress and finally interpret the results.

After entering up to 36 barcoded sample tubes randomly into the RIDA qLine® autoBlot, the detected barcodes are transferred to the RIDA qLine® Soft. RIDA qLine® Soft calls for respective orders in the LIS, creates a work list and sends it back to the RIDA qLine® autoBlot.

If the user is working without a LIS, the work list must be entered manually into the RIDA qLine® Soft. After barcode identification, the work list can be requested from the RIDA qLine® Soft. Upon receipt, the run can be prepared and started.

## Workflow of sample processing when connected to LIS



# RIDA qLine® Scan & Orbital Shaker

simple, cost-effective and precise scanner for allergy diagnostics

r-biopharm®



RIDA qLine® Orbital Shaker and RIDA qLine® Scan



## Key facts

- Cost-efficient and easy-to-operate instruments for standardized incubation and interpretation of RIDA qLine® Allergy test
- IVDR-approved scanner for objective and non-biased evaluation of band intensity and controls
- Orbital shaking perfectly matched to the RIDA qLine® Allergy protocol

The processing of RIDA qLine® Allergy tests requires alternating washing and incubation steps. If you choose to process the tests manually, we offer different accessories and instruments that make manual handling as easy as possible. A membrane holder fixes up to 10 RIDA qLine® Allergy test strips during handling and incubation. The RIDA qLine® Orbital shaker, which is perfectly matched to the RIDA qLine® Allergy protocol, ensures thorough wetting and washing of the

line blots. Substrate incubation is carried out in the dark with a cover lid designed to fit the RIDA qLine® Orbital shaker.

After incubation, washing and drying, the tests can be evaluated. RIDA qLine® Scan reader creates scanned images of the RIDA qLine® Allergy test membranes. For compliance with in vitro diagnostic use and for further processing of the images, please use our software RIDA qLine® Soft.

# RIDA qLine® Soft

for centralized patient management  
and standardized result interpretation



RIDA qLine® Soft

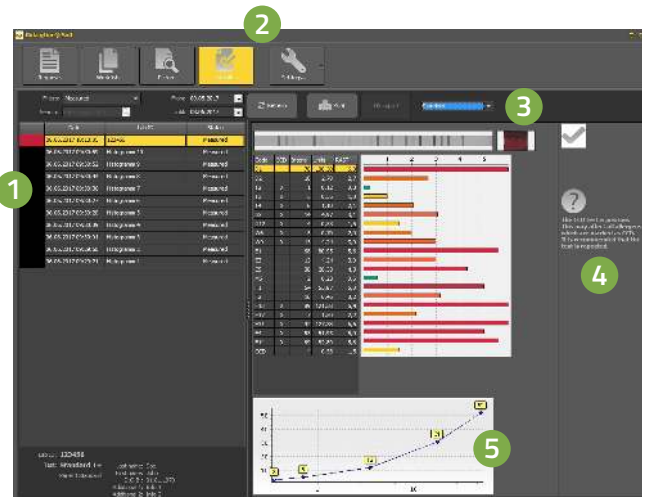
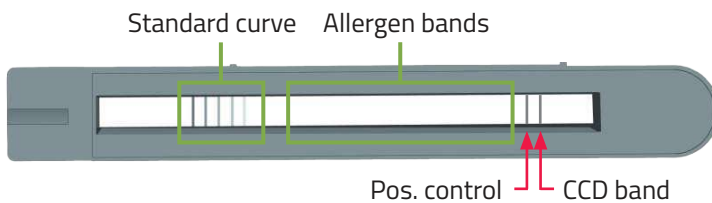
## Key facts

- Easy and intuitive handling
- Creates worklist manually or via LIS import.
- Clearly designed to show all necessary information for thorough allergy diagnostics.

The RIDA qLine® Soft allows both manual entry and import of requests from external computer systems, which can then be combined in worklists. From the 5 standards that are on each membrane, the program creates a standard curve to evaluate the test results. The creation of the standard curve also serves as a function control at the same time. After measuring, the results can be printed, saved as a PDF file or returned to the LIS. This makes RIDA qLine® Soft a comprehensive program for the evaluation of scanned intensity of coloration

of biochemical reactions in comparison to the background of the membrane.

The RIDA qLine® Soft displays all important information on validity of positive control and standard curve. Result pictures are shown and transferred into IU and RAST classes. Based on the analysis of the CCD band the software gives recommendations regarding usage of an CCD-inhibitor.



- 1 Patient data
- 2 Easy and intuitive handling of the software
- 3 Visual display of validity of the positive control
- 4 Recommendations regarding CCD band evaluation
- 5 Results shown in IU and RAST classes

# R-Biopharm

your strong partner in  
allergy diagnostics

r-biopharm®



R-Biopharm is a company committed to develop, manufacture and distribute system solutions for specialty and value-based care for a centralized and decentralized clinical laboratory environment.

**With us as partner, you get everything you need for allergy diagnostics from one source plus a specialized application team dedicated to your support.**

Beyond excellent products, we provide excellent service. Our field service team comprises 30 people taking care of smooth working processes before market introduction of our products as well as smooth implementation of systems in your laboratory routine. All systems are validated under routine diagnostic conditions and thoroughly

checked before being shipped to you.

For specialized solutions or troubleshooting years of experience in the field will be available to support you, whenever needed. The experience covers every part of our product: automation, software, connection to LIS and test processing.

Whenever you face a challenge contact your sales manager and our team of IT, Field Service and R&D will take care of you.



- In-depth training and education on using the system provided by our application specialists ensure an optimal user experience
- Device qualification based on IQ/OQ
- Consultation and support in connecting to the laboratory computer system
- Support in routine use for operating your system correctly
- After-sales support for all questions



# RIDA qLine®

## Allergy diagnostics from order to result

### Immunoblots\*

Product	Description	Art. No.
<b>Immunoblots for antibody detection</b>		
RIDA qLine® Allergy Panel 1	<i>D. pteronyssinus</i> ; <i>D. farinae</i> ; Alder; Birch; Hazel; Grass mix; Rye; Mugwort; Ribwort plant; Cat; Horse; Dog; <i>A. alternata</i> ; Egg white; Milk; Peanut; Hazelnut; Carrot; Wheat flour; Soybean	A6142
RIDA qLine® Allergy Panel 2	<i>D. pteronyssinus</i> ; <i>D. farinae</i> ; Alder; Birch; Hazel; Oak; Grass mix; Rye; Mugwort; Ribwort plant; Cat; Horse; Dog; Guinea Pig; Golden Hamster; Rabbit; <i>Penicillium notatum</i> ; <i>C. herbarum</i> ; <i>Aspergillus fumigatus</i> ; <i>A. alternata</i>	A6242
RIDA qLine® Allergy Panel 3	Hazelnut; Peanut; Walnut; Almond; Milk; Egg white; Egg yolk; Casein; Potato; Celery; Carrot; Tomato; Cod; Crab; Orange; Apple; Wheat flour; Rye flour; Sesame; Soybean	A6342
RIDA qLine® Allergy Panel 4	<i>D. pteronyssinus</i> ; <i>D. farinae</i> ; Birch; Grass mix; Cat; Dog; <i>Alternaria alternata</i> ; Milk; $\alpha$ -Lactalbumin; $\beta$ -Lactoglobulin; Casein; Egg white; Egg yolk; Soybean; Carrot; Potato; Wheat flour; Hazelnut; Peanut	A6442
<b>Accessory</b>		
RIDA® CCD-Inhibitor	Reagent for the Inhibition of cross-reactive anti-CCD IgE in RIDA qLine® Allergy	ZA0601



\* 24 country specific panel compositions are available in addition. For further information please contact R-Biopharm AG.

### Blot systems and evaluation software

RIDA qLine® autoBlot	Fully automated analyzer for the processing of up to 36 RIDA qLine® Allergy tests in one run	ZG3101
RIDA qLine® autoBlot Screw cap bottle 20 mL	Screw cap bottle (20 mL) for RIDA qLine® autoBlot Box of 120 pcs.	Z0011
RIDA qLine® autoBlot Screw cap for Z0011	Screw cap for Z0011 Box of 120 pcs.	Z0012
RIDA qLine® autoBlot Pipet tips	Pipet tips for RIDA qLine® autoBlot, Box of 100 trays à 96 tips = 9600 pcs.	Z0013
RIDA qLine® autoBlot Maintenance Pack	Maintenance pack for RIDA qLine® autoBlot	ZATB-F-MPK
RIDA qLine® Scan	Scanner for RIDA qLine® Allergy	ZG1109
RIDA qLine® Incubation set	Strip holder and cover for RIDA qLine® Allergy tests	ZG2701
RIDA qLine® Orbital Shaker	Orbital shaker 300 rpm	ZG2601
RIDA qLine® QC-Kit	10 test strips for function control of the evaluation unit	ZG1108
RIDA qLine® Soft	Software for measurement, evaluation and documentation of RIDA qLine® Allergy tests	Z9995

