


TandemPlex®

Multiplex Tandem PCR (MT-PCR)



Efficient:
maximum number of diagnostic targets per PCR run



Precise:
patented technology for highest analytical sensitivity and specificity

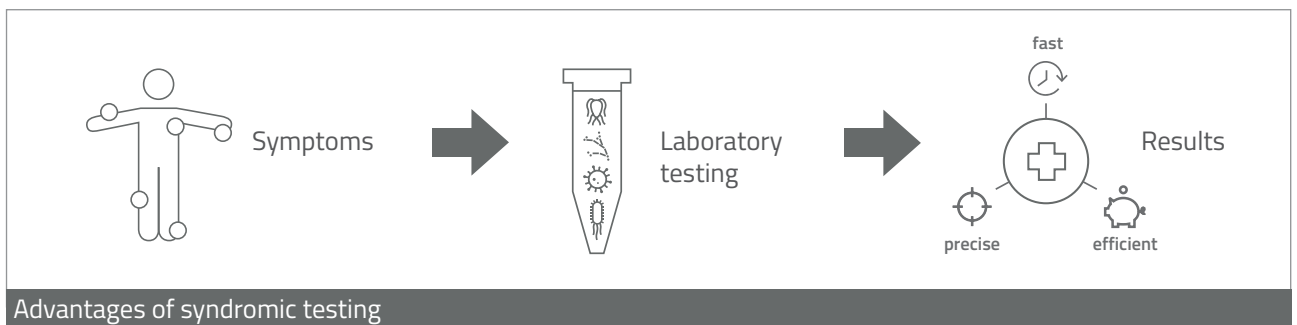


Convenient:
intuitive and user-friendly workflow

TandemPlex® – Multiplex Tandem PCR (MT-PCR)

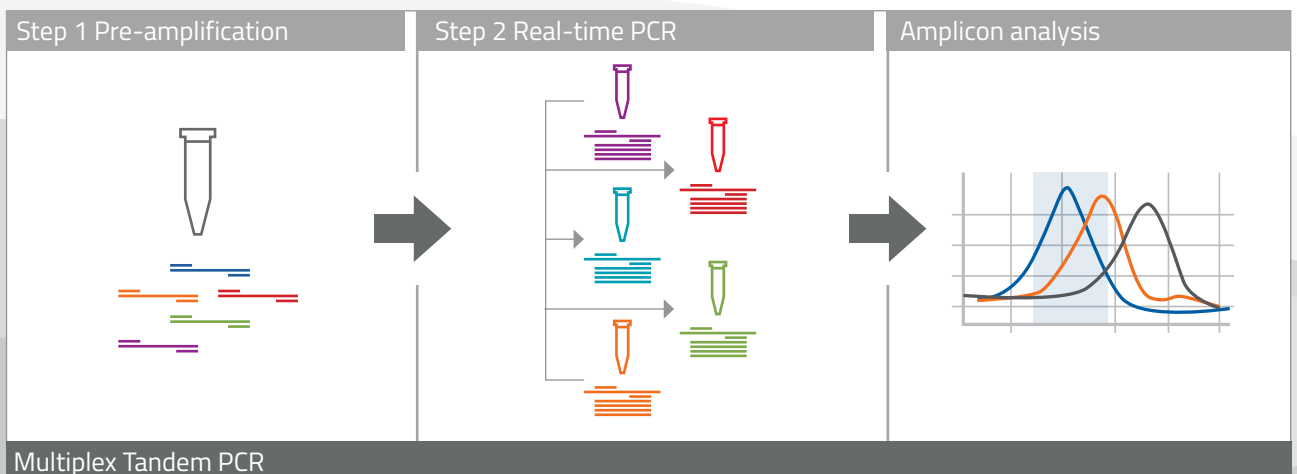
Various pathogens, such as viruses, bacteria, fungi or parasites, can trigger similar symptoms but must be treated differently. Especially in the case of infections of the respiratory tract, the gastrointestinal tract, or sexually transmitted diseases, it is sometimes difficult to identify the correct cause of illness right away. For this reason, comprehensive and reliable diagnostics are essential as the basis for targeted therapy.

TandemPlex® panels feature our proprietary Multiplex Tandem PCR (MT-PCR) technology, a highly multiplexed molecular method that empowers users with the added capability to detect viruses, bacteria, parasites and fungi in a single run. MT-PCR enables comprehensive syndromic diagnosis and earlier medical intervention.



MT-PCR is based on a two-step PCR, in which the gene fragments of interest are pre-amplified in a few copies before entering a second round of PCR using nested primers. Combining the unique primer design and consecutive PCR steps offer maximum sensitivity and specificity so that even low concentrations of nucleic acids are detected

efficiently. Multiplexed molecular methods are becoming the gold standard for the detection of multiple pathogens due to their superior sensitivity, rapid turnaround time, simplicity, and ability to identify multiple pathogens, some of which are slow growing or difficult to culture.



Benefits of TandemPlex® panels

- Detect up to 30 targets with a single panel
- High specificity for reliable results
- Separated 2-step process that allows parallel processing for greater efficiency
- Low volume of sample required, allowing for further analysis on the remainder of the sample
- Low number of multiplexed amplification cycles limits competition and preserves relative quantitation

Test kit solutions for:



Gastrointestinal infections



Respiratory infections



Antimicrobial resistance



Others

(e.g. dermatophytes, CSF, vector-borne infections)



STI



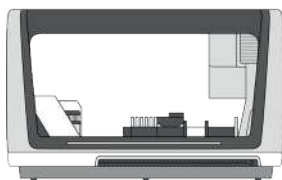
Women's health



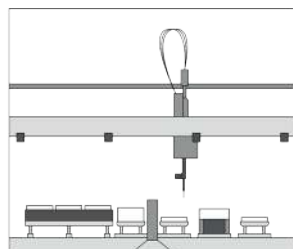
UTI

UltraPlex Alliance™

UP



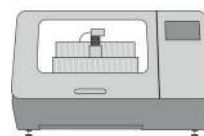
MT-Prep™ XL



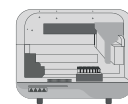
UltraPlex 3

RIDA®Xplore Alliance*

RX



RIDA®Xtract 24



RIDA®Xplore

Available system solutions for processing of TandemPlex® panels

* Successor of the Highplex (HP) Alliance

Extractions

TandemPlex® Panels



MT-Prep™ Extraction

For everyday sample purification

Using magnetic bead extraction methodology, MT-Prep™ extraction kits are designed for reliable and consistent nucleic acid purification, offering peace of mind for downstream diagnostic analysis.

Run MT-Prep™ extraction kits on the RIDA®Xtract 24 system for automated sample purification of up to 24 samples in 55 minutes.

Benefits & features

- Flexible throughput – process 1 - 24 samples with no reagent or plastics waste
- Extract in just 55 minutes
- All reagents and plasticware included
- Universal extraction from various specimens
- Kit for extracting from whole blood samples
- UV lamp to prevent contamination
- Low maintenance for high productivity

MT-Prep Viral/Pathogen Nucleic Acids Extraction Kit B (Art. No. 93010)

Specimens

- Swabs: nasal, pharyngeal, eye, buccal, rectal, genital, skin lesions

- Saliva, mouthwashes
- BAL, aspirates, sputum
- Stool
- Cervicovaginal scrapes or smears
- CSF, urine, other cell free body fluids
- Hair, skin, and nail clippings

Whole blood extraction with MT-Prep Blood DNA Extraction Kit (Art. No. 93031)

RIDA®Xtract 24 Specifications

Feature	Details
Dimensions	91.5 W x 66.5 D x 61 H cm
Weight	100 kg (approx.)
Display	7" colour touch-screen
Processing capacity	1 - 24 samples per run
Throughput/8 hr	Up to 168 samples
Processing time	55 min* 35 min protocol available*
Sample volume	100 - 1000 µL – dependent on kit
Elution volume	50 - 300 µL – dependent on kit
Protocols	Preinstalled
Power supply	110 - 240 V, 50/60 Hz

* Excluding initial manual sample aliquoting

RIDA®PrepX Stool Kit (Art. No. 90240)

Expedite testing of your gastrointestinal targets

- Eliminates the need for DNA/RNA purification prior to PCR
- Suited to bacterial, viral, and protozoan parasite targets on TandemPlex® panels
- Rapid 20 minute protocol per run plus minimal manual handling
- Efficient capture of PCR inhibitors
- Automatic sampling directly from Stool Kit tubes

Skip the need for lengthy extraction protocols. Ideal for improving daily throughput, RIDA®PrepX Stool Kit integrates seamlessly into your PCR workflow to simplify diagnostic testing.

Compatible panels

- Faecal Pathogenes M 16-Well Panel
- Faecal Pathogenes A 16-Well Panel
- Faecal Pathogenes B 16-Well Panel
- Faecal Bacteria and Parasites 12-Well Panel
- Enteric Viruses 8-Well Panel

Puryx® Comprehensive Extraction (Art. No. 93610)

For high-yield and high-throughput nucleic acid purification



Puryx® extraction kits are manufactured in our state-of-the-art production facilities in Australia, ensuring reliable supply to our customers who require a solution for high-throughput screening. Purify up to 96 samples in 1 hour and 15 minutes with Puryx® Comprehensive on the fully-automated MT-Prep™ XL system.

Benefits & features

- Process up to 96 samples in 1 hr 15 mins
- Consistently high-quality purification
- DNA or RNA extraction
- Designed to save time - no need for reconstitution, addition of alcohols or buffers, aliquoting or thawing
- End to end automation reduces handling, risks, and errors
- Parallel processing for optimal efficiency

Specimens

- Urine
- Swabs: Throat/pharyngeal, nasal, nasopharyngeal swab, mouth mucos, vaginal, cervical, urethral, rectal, eye, ulcer/lesion
- Stool/faecal
- Liquid based cytology (LBC)

MT-Prep™ XL Specifications

Feature	Details
Dimensions	W 135.9 x D 79 x H 88.9 cm (H 130 cm with door open)
Weight	136 kg
Processing capacity	1 - 96 samples per run
Throughput/24hrs	Up to 1,824 samples
Processing time	1 hr 15 mins (including sample aliquoting)
Sample volume	100 - 300 µL
Elution volume	50 - 100 µL
Protocols	Preinstalled
Power supply	110 - 240 VAC, 50/60 Hz

RIDA®Prep Tissue Digestion Kit (Art. No. 90241)

Give fungi nowhere to hide

- Suitable for hair, skin, and nail specimens
- Ensures a nucleic acid extraction-ready sample
- Simple and convenient A+B reagent workflow

Compatible panels

- Dermatophytes and other fungi 12-well
(Art. No. 84115)

RIDA®Prep Tissue Digestion Kit liberates hard-to-reach dermatophytes and other fungi from keratinous tissue samples to improve the yield of targets of interest for downstream sample purification.

Gastrointestinal infections



Faecal Pathogens M 16-well



Art. No. 25039

Bacteria

Salmonella spp.
Shigella spp. and EIEC
Campylobacter jejuni
Campylobacter coli
Clostridioides difficile toxin A & B
Shiga toxin 1
Shiga toxin 2
Yersinia enterocolitica
Yersinia pseudotuberculosis
Aeromonas spp.

Protozoan Parasites

Giardia lamblia
Cryptosporidium parvum
and *C. hominis*
Entamoeba histolytica

Viruses

Norovirus genogroup I
Norovirus genogroup II
Rotavirus A
Adenovirus group F and G
Astrovirus
Sapovirus

Faecal Pathogens A 16-well



Art. No. 25031

Bacteria

Salmonella spp.
Shigella spp. and EIEC
Campylobacter jejuni
Campylobacter coli
Clostridioides difficile toxin A/B
Yersinia enterocolitica
Yersinia pseudotuberculosis
Aeromonas spp.

Protozoan Parasites

Giardia lamblia
Cryptosporidium parvum
and *C. hominis*
Entamoeba histolytica
Blastocystis hominis
Dientamoeba fragilis

Viruses

Norovirus genogroup I
Norovirus genogroup II
Rotavirus A
Adenovirus group F and G

Enteric Viruses 8-well



Art. No. 85037

Norovirus genogroup I
Norovirus genogroup II
Rotavirus A
Adenovirus group F and G

Astrovirus
Sapovirus
Enterovirus

Parasites 8-well



Art. No. 85021

Giardia lamblia
Cryptosporidium parvum
and *C. hominis*
Entamoeba histolytica

Cyclospora cayentanensis (RUO)
Blastocystis hominis type 1
Blastocystis hominis type 3
Dientamoeba fragilis

* Released as IVD on the 28th of April 2025



Faecal Bacteria and Parasites



12-well

Art. No. 85041

Bacteria

Salmonella spp.
Shigella spp. and EIEC
Campylobacter jejuni
Campylobacter coli
Clostridioides difficile toxin A & B
Escherichia coli O157
 Shiga toxin 1
 Shiga toxin 2
Yersinia enterocolitica
Yersinia pseudotuberculosis

Protozoan Parasites

Giardia lamblia
Cryptosporidium parvum
 and *C. hominis*
Entamoeba histolytica

Research Use Only/Not for *in-vitro* diagnostic use

STEC typing 16-well (RUO)



Art. No. 26131

<i>Escherichia coli</i>	<i>Escherichia coli</i> O145
<i>Escherichia coli</i> O26	<i>Escherichia coli</i> O157
<i>Escherichia coli</i> O45	<i>Escherichia coli</i> saa
<i>Escherichia coli</i> O103	<i>Escherichia coli</i> hlyA
<i>Escherichia coli</i> O111	EPEC
<i>Escherichia coli</i> O113	Shiga toxin 1
<i>Escherichia coli</i> O121	Shiga toxin 2
<i>Escherichia coli</i> O128	

Coming soon

Worms and Parasites 16-well



Art. No. 25044

Worms

Ascaris lumricoides
Ancylostoma spp.
Enterobius vermicularis
Hymenolepis nana
Necator americanus
Schistosoma mansoni
Strongyloides stercoralis
Trichuris trichiura
Taenia saginata
Taenia solium

Protozoan Parasites

Giardia duodenalis
Cryptosporidium spp.
Entamoeba histolytica
Cyclospora cayetanensis
Dientamoeba fragilis
Blastocystis hominis
Blastocystis hominis type 1
Blastocystis hominis type 3

Respiratory infections



Respiratory Pathogens 24-well

Art. No. 80617



Viruses

SARS-CoV-2 - 2 assays
Influenza A
Influenza A typing H1/H3
Influenza B
Respiratory Syncytial Virus A
Respiratory Syncytial Virus B
Parainfluenza 1
Parainfluenza 2
Parainfluenza 3
Parainfluenza 4
Metapneumovirus A
Metapneumovirus B
Adenovirus (groups B, C, E)
Rhinovirus and Enterovirus
Enterovirus
Parechovirus
Seasonal Coronavirus

Bacteria

Mycoplasma pneumoniae
Chlamydomphila pneumoniae
Chlamydomphila psittaci
Bordetella IS481 (*B. pertussis*,
partially *B. holmesii*)
Bordetella pertussis
Bordetella IS1001
(*B. parapertussis*, partially
B. bronchiseptica)
Legionella pneumophila
Legionella longbeachae

Fungi

Pneumocystis jirovecii

Respiratory Pathogens 12-well

Art. No. 80618



Viruses

SARS-CoV-2 - 2 assays
Influenza A
Influenza B
Respiratory Syncytial Virus A
Respiratory Syncytial Virus B
Parainfluenza 1
Parainfluenza 2
Parainfluenza 3

Parainfluenza 4
Metapneumovirus A
Metapneumovirus B
Adenovirus (groups B, C, E)
Rhinovirus and Enterovirus

Bacteria

Bordetella IS481 (*B. pertussis*,
partially *B. holmesii*)

Respiratory Pathogens 16-well

Art. No. 20620



Viruses

SARS-CoV-2 - 2 assays
Influenza A
Influenza B
Respiratory Syncytial Virus A
Respiratory Syncytial Virus B
Parainfluenza 1
Parainfluenza 2
Parainfluenza 3
Parainfluenza 4
Metapneumovirus A
Metapneumovirus B

Adenovirus (groups B, C, E)
Rhinovirus and Enterovirus
Enterovirus
Parechovirus

Bacteria

Mycoplasma pneumoniae
Bordetella IS481 (*B. pertussis*,
partially *B. holmesii*)

Respiratory Pathogens B 16-well

Art. No. 20612



Viruses

SARS-CoV-2 - 2 assays
Influenza A
Influenza B
Respiratory Syncytial Virus A
Respiratory Syncytial Virus B
Parainfluenza 1
Parainfluenza 2
Parainfluenza 3
Parainfluenza 4
Metapneumovirus A
Metapneumovirus B
Adenovirus (groups B, C, E)
Rhinovirus and Enterovirus

Bacteria

Mycoplasma pneumoniae
Chlamydomphila pneumoniae
Bordetella IS481 (*B. pertussis*,
partially *B. holmesii*)
Bordetella IS1001
(*B. parapertussis*, partially
B. bronchiseptica)
Legionella pneumophila
Legionella longbeachae



Respiratory Pathogens C 16-well

Art. No. 20613



Viruses

SARS-CoV-2 - 2 assays
 Influenza A
 Influenza A typing H1/H3
 Influenza B
 Respiratory Syncytial Virus A
 Respiratory Syncytial Virus B
 Parainfluenza 1
 Parainfluenza 2
 Parainfluenza 3
 Parainfluenza 4
 Metapneumovirus A
 Metapneumovirus B

Adenovirus (groups B, C, E)
 Rhinovirus and Enterovirus

Bacteria

Mycoplasma pneumoniae
Bordetella IS481 (*B. pertussis*,
 partially *B. holmesii*)
Bordetella pertussis
Legionella pneumophila
Legionella longbeachae

Upper Respiratory Pathogens 16-well

Art. No. 20616



Viruses

SARS-CoV-2 - 2 assays
 Influenza A
 Influenza B
 Influenza A Typing H1/H3
 Respiratory Syncytial Virus A
 Respiratory Syncytial Virus B
 Rhinovirus and Enterovirus
 Enterovirus
 Parechovirus
 Parainfluenza 1

Parainfluenza 2
 Parainfluenza 3
 Parainfluenza 4
 Adenovirus (groups B, C, E)
 Metapneumovirus A
 Metapneumovirus B

Bacteria

Mycoplasma pneumoniae
Bordetella IS481 (*B. pertussis*,
 partially *B. holmesii*)

Respiratory Viruses 16-well

Art. No. 20602



SARS-CoV-2 - 2 assays
 Influenza A
 Influenza A typing H1/H3
 Influenza B
 Respiratory Syncytial Virus A
 Respiratory Syncytial Virus B
 Parainfluenza 1
 Parainfluenza 2
 Parainfluenza 3

Parainfluenza 4
 Metapneumovirus A
 Metapneumovirus B
 Adenovirus (groups B, C, E)
 Rhinovirus and Enterovirus
 Enterovirus
 Parechovirus
 Seasonal Coronavirus
 Bocavirus

Atypical Pneumonia 8-well

Art. No. 20632



Bacteria

Mycoplasma pneumoniae
Chlamydophila pneumoniae
Chlamydophila psittaci
Legionella pneumophila
Legionella longbeachae

Fungi

Pneumocystis jirovecii
Cryptococcus spp.

SARS-CoV-2, Influenza and RSV 8-well

Art. No. 80081



SARS-CoV-2 - 3 assays
 Influenza A
 Influenza A typing H1/H3

Influenza B
 Respiratory Syncytial Virus A
 Respiratory Syncytial Virus B

Pneumonia 16-well

Art. No. 20631



Bacteria

Mycoplasma pneumoniae
Chlamydophila pneumoniae
Chlamydophila psittaci
Bordetella IS481 (*B. pertussis*,
 partially *B. holmesii*)
Legionella pneumophila
Legionella longbeachae
Coxiella burnetti (RUO)
Haemophilus influenzae

Mycobacterium tuberculosis
 complex
Staphylococcus aureus
Streptococcus pneumoniae

Fungi

Pneumocystis jirovecii
Aspergillus fumigatus (RUO)
Cryptococcus spp.

Bordetella differentiation
 available soon!

Respiratory infections



Research Use Only/Not for *in-vitro* diagnostic use

Pneumonia and Bordetella 12-well (RUO)



Art. No. 80633

Bacteria

Mycoplasma pneumoniae
Chlamydomphila pneumoniae
Chlamydomphila psittaci
Legionella pneumophila
Legionella longbeachae
Streptococcus pneumoniae
Bordetella pertussis
Bordetella IS1001
Bordetella IS481

Fungi

Cryptococcus neoformans
C. gattii
Pneumocystis jirovecii

Research Use Only/Not for *in-vitro* diagnostic use

SARS-CoV-2 Typing Panel 24-well (RUO)



Art. No. 80082

SARS-CoV-2

SARS-CoV-2 - 3 assays

SARS E484K

SARS E484Q

SARS P681R

SARS P681H

SARS L452R

SARS P151S

SARS D3N

SARS V1887

Mutations

SARS N501Y

SARS HV 69-70del

SARS K417N

SARS K417T

STI, Women's health & UTI



STI

Urinogenital 8-well

Art. No. 27113



Major STI

Chlamydia trachomatis
Neisseria gonorrhoeae
(2 assays)
Trichomonas vaginalis
Mycoplasma genitalium

Conditionally pathogenic flora

Mycoplasma hominis
Ureaplasma parvum
Ureaplasma urealyticum

STI 16-well

Art. No. 27112



STI screening

Chlamydia trachomatis
Neisseria gonorrhoeae
(2 assays)
Trichomonas vaginalis
Mycoplasma genitalium

Conditionally pathogenic bacteria

Mycoplasma hominis
Streptococcus agalactiae GBS
Ureaplasma parvum
Ureaplasma urealyticum

Urinogenital and Resistance 12-well

Art. No. 87123



Major STI

Chlamydia trachomatis
Chlamydia trachomatis LGV
Neisseria gonorrhoeae
(2 assays)
Trichomonas vaginalis
Mycoplasma genitalium

Ceftriaxone resistance

Neisseria gonorrhoeae
penA-60 (RUO)

Fluoroquinolone resistance

Mycoplasma genitalium parC

Macrolide resistance

Mycoplasma genitalium 23S

Conditionally pathogenic flora

Mycoplasma hominis
Ureaplasma parvum
Ureaplasma urealyticum

Thrush

Candida albicans
Nakaseomyces glabrata
(*Candida glabrata*)
Pichia kudriavzevii
(*Candida krusei*)

Genital ulcers

Chlamydia trachomatis LGV
Haemophilus ducreyi (RUO)
HSV-1 (Human herpesvirus 1)
HSV-2 (Human herpesvirus 2)
Treponema pallidum

Viral and Syphilis 12-well

Art. No. 87095



Herpes viruses

HSV-1 (Human herpesvirus 1)
HSV-2 (Human herpesvirus 2)
VZV (Human herpesvirus 3)
EBV (Human herpesvirus 4)
CMV (Human herpesvirus 5)
HHV-6 (Human herpesvirus 6)

Other viruses

Adenovirus group B, C, E
Enterovirus
Parechovirus types 1-8

Syphilis

Treponema pallidum

STI, Women's health & UTI



Women's health

Vaginitis and Vaginosis 12-well

Art. No. 87124



Candidiasis

Candida albicans
Candida tropicalis
Nakaseomyces glabrata
(*Candida glabrata*)
Candida parapsilosis
Pichia kudriavzevii
(*Candida krusei*)

Bacterial vaginosis (anaerobic to aerobic ratio)

Gardnerella vaginalis
Atopobium vaginae
Lactobacillus crispatus
Lactobacillus iners
Lactobacillus jensenii
Lactobacillus gasseri

Trichomoniasis

Trichomonas vaginalis

Research Use Only/Not for *in-vitro* diagnostic use

HPV (High-Low Risk) 16-well (RUO)

Art. No. 23202



High Risk	HPV39	HPV59	Low Risk
HPV16	HPV45	HPV66	HPV6
HPV18	HPV51	HPV68	HPV11
HPV31	HPV52	HPV82	HPV42
HPV33	HPV56		HPV43
HPV35	HPV58		HPV44

Research Use Only/Not for *in-vitro* diagnostic use

High-Risk HPV 12-well (RUO)

Art. No. 83201



HPV 16	HPV 51
HPV 18	HPV 52
HPV 31	HPV 56
HPV 33	HPV 58
HPV 35	HPV 59
HPV 39	HPV 66
HPV 45	HPV 68b

Research Use Only/Not for *in-vitro* diagnostic use

Lesions and Ulcers 12-well (RUO)

Art. No. 87191



Herpes viruses	Enterovirus
HSV-1 (Human herpesvirus 1)	Mpox virus
HSV-2 (Human herpesvirus 2)	
VZV (Human herpesvirus 3)	Bacteria
	<i>Chlamydia trachomatis</i> LGV
Other viruses	<i>Treponema pallidum</i>
Adenovirus group B, C, E	<i>Haemophilus ducreyi</i>



UTI

Research Use Only/Not for *in-vitro* diagnostic use

Urinary Tract Infection 16-well (RUO) Art. No. 22421



Bacteria

Acinetobacter baumannii
Citrobacter freundii
Enterobacter cloacae complex
Enterococcus faecalis
Escherichia coli
Klebsiella pneumoniae
Morganella morganii
Proteus mirabilis
Pseudomonas aeruginosa
Staphylococcus aureus
Staphylococcus saprophyticus
Streptococcus agalactiae GBS

Yeasts

Candida albicans
Nakaseomyces glabrata
(Candida glabrata)

Resistance genes

Methicillin resistance *mecA*
Methicillin resistance *femA*

Research Use Only/Not for *in-vitro* diagnostic use

Urinary Tract Infection 24-well (RUO)



Art. No. 82422

Bacteria

Acinetobacter baumannii
Actinotignum schaalii
Aerococcus urinae
Citrobacter freundii
Citrobacter koseri
Corynebacterium urealyticum
Enterobacter cloacae complex
Enterococcus faecium
Enterococcus faecalis
Escherichia coli
Klebsiella pneumoniae
Morganella morganii
Mycoplasma hominis
Proteus mirabilis

Pseudomonas aeruginosa

Serratia marcescens
Staphylococcus aureus
Staphylococcus epidermidis
Staphylococcus saprophyticus
Streptococcus agalactiae GBS
Streptococcus pyogenes
Ureaplasma urealyticum

Yeasts

Candida albicans
Nakaseomyces glabrata
(Candida glabrata)
Candida tropicalis

Research Use Only/Not for *in-vitro* diagnostic use

Urinary Tract Infections Resistance 24-well (RUO)



Art. No. 81092

β-lactamases

pan-TEM

Extended Spectrum β-lactamases (ESBL's)

DHA-1
CTX-M group 1
CTX-M group 9

Carbapenemases

NDM
KPC
IMP (1, 4, 5, 6, 8, 10, 14a)
VIM
OXA-23-like
OXA-48-like

Methicillin resistance

mecA

Vancomycin resistance

vanA
vanB

Colistin resistance

MCR-1 MCR-9

Macrolide resistance

ermA
ermB
ermC

Nitrofurantoin resistance

oqxA oqxB

Quinolone & Fluoroquinolone resistance

aac(6')-Ib
qnrA
qnrB
qnrS

Sulfonamide resistance

sul1

Trimethoprim resistance

dfrA1
dfrA5
dfrA12
dfrA17

Research Use Only/Not for *in-vitro* diagnostic use

Urinary Tract Infection Antibiotic Resistance 16-well (RUO)



Art. No. 22422

β-lactamases

pan-TEM

Extended Spectrum β-lactamases (ESBL's)

DHA-1

Carbapenemases

KPC
OXA-48-like

Vancomycin resistance

vanA
vanB

Macrolide resistance

ermA
ermB
ermC

Quinolone & Fluoroquinolone resistance

aac(6')-Ib
qnrA
qnrB
qnrS

Sulfonamide resistance

sul1

Trimethoprim resistance

dfrA1
dfrA5
dfrA12
dfrA17

Antimicrobial resistance



Staphylococcus + VRE 8-well

HP
RX

Art. No. 21340

Gram Positive Bacteria

Enterococcus faecium
Enterococcus faecalis
Staphylococcus aureus

Methicillin resistance

mecA
femA

Vancomycin resistance

vanA
vanB

CRE EU 16-well

HP
RX UP

Art. No. 21099

Carbapenemases

NDM
KPC
pan-IMP
IMP-8
IMP-14
VIM
OXA-48-like
IMI
SME
GIM-1/DIM

FRI 1-4
SIM-1
SPM-1
GES

ESBL's
GES

Colistin resistance

MCR-1

CRE 16-well

HP
RX UP

Art. No. 21098

Carbapenemases

NDM
KPC
IMP (1, 4, 5, 6, 10, 14a)
VIM
OXA-23-like
OXA-48-like
OXA-51-like
OXA-58-like
IMI
SME
GES

ESBL's

GES
CTX-M group 1
CTX-M
group 9

β -lactamases

CMY

Internal control

Bacteria 16S RNA



CRE Reference 24-well

Art. No. 81099



Carbapenemases	GIM-1
NDM	FRI 1-4
KPC	SIM-1
pan-IMP	SPM-1
IMP-8	GES
IMP-14	
VIM	ESBL's
OXA-23-like	GES
OXA-24/40-like (RUO)	PER-1 (RUO)
OXA-48-like	VEB-1 (RUO)
OXA-51-like	
OXA-58-like	Other resistance markers
IMI	Colistin resistance MCR-1
SME	KPC mutation D179Y (RUO)
DIM-1(RUO)	

Staphylococcus typing 8-well

Art. No. 21341



Gram Positive bacteria	Virulence factors
<i>Staphylococcus</i> (RUO)	mecA
<i>Staphylococcus aureus</i>	mecC (LGA251)
<i>Staphylococcus epidermidis</i>	PVL
	Human reference gene

Coming soon

Research Use Only/Not for *in-vitro* diagnostic use

Resistance Screening 16-well (RUO)

Art. No. 21091



Carbapenemases	Fungi infection
NDM	<i>Candida auris</i>
KPC	
pan-IMP	Methicillin resistance
IMP-8	mecA
IMP-14	femA
VIM	
OXA-23-like	Vancomycin resistance
OXA-48-like	vanA
	vanB
ESBL's	vanC
CTX-M group 1	vanM
CTX-M group 2	
CTX-M group 8	Colistin resistance
CTX-M group 9	MCR-1
	MCR-3
Bacteria	MCR-9
<i>Staphylococcus aureus</i>	
	Internal control
	Bacteria 16S RNA

Research Use Only/Not for *in-vitro* diagnostic use

ESBL 16-well (RUO)

Art. No. 21093



β-lactamases	Carbapenemases
pan-CMY	NDM
DHA-1	KPC
	IMP (1, 4, 5, 6, 8, 10, 14a)
ESBL's	VIM
pan-SHV	OXA-1-like
pan-TEM	OXA-48-like
CTX-M group 1	
CTX-M group 9	Internal control
VEB-1	Bacteria 16S RNA

Others



Dermatophytes and other Fungi

12-well

HP
RX UP

Art. No. 84115

Dermatophytes

Trichophyton spp.
Trichophyton rubrum complex
Trichophyton mentagrophytes
complex incl. *T. interdigitale*
Microsporum spp.
Microsporum canis
Epidermophyton floccosum
Nannizzia gypsea

Yeasts/Moulds

Candida albicans
Candida glabrata
Candida parapsilosis
Meyerozyma guilliermondii
Aspergillus spp.
Scopulariopsis spp.

For digestion of skin, hair, and nail samples, the RIDA®Prep Tissue Digestion Kit can be used for optimal sample preparation and highest quality (Art. no. 90241, for details see the extractions section).



CSF 16-well

Art. No. 27050



Bacteria

Haemophilus influenzae (RUO)
Neisseria meningitidis
 (2 assays)
Streptococcus pneumoniae
Listeria monocytogenes (RUO)
Leptospira interrogans (RUO)
Mycobacterium tuberculosis
 complex

Viruses

HSV-1 (Human herpesvirus 1)
 HSV-2 (Human herpesvirus 2)
 VZV (Human herpesvirus 3)
 EBV (Human herpesvirus 4)
 Enterovirus
 Parechovirus

Fungi

Cryptococcus spp.

Viral 12-well

Art. No. 27095



Herpes virus

HSV-1 (Human herpesvirus 1)
 HSV-2 (Human herpesvirus 2)
 VZV (Human herpesvirus 3)
 EBV (Human herpesvirus 4)
 CMV (Human herpesvirus 5)
 HHV-6 (Human herpesvirus 6)
 HHV-7 (Human herpesvirus 7)

Other viruses

Adenovirus group B, C, E
 Enterovirus
 Parechovirus

Coming soon

Research Use Only/Not for *in-vitro* diagnostic use

Vector Borne 16-well (RUO)

Art. No. 27157



Viruses

Dengue virus 1
 Dengue virus 2
 Dengue virus 3
 Dengue virus 4
 Chikungunya
 West Nile virus
 Zika Virus
 Murray valley virus
 Japanese Encephalitis
 Kunjin virus

Protozoan parasites

Plasmodium spp.
Plasmodium falciparum
Plasmodium vivax

Bacteria

Leptospira interrogans

Research Use Only/Not for *in-vitro* diagnostic use

CSF 24-well (RUO)

Art. No. 87024



Bacteria

Neisseria meningitidis
 (2 assays)
Haemophilus influenzae
Streptococcus pneumoniae
Streptococcus agalactiae
Escherichia coli
Listeria monocytogenes (LMO)
Leptospira interrogans
Mycobacterium tuberculosis
 complex
Staphylococcus aureus
Staphylococcus spp.
Kingella kingae

Viruses

HSV-1
 HSV-2
 VZV
 EBV
 CMV
 HHV-6
 Enterovirus
 Parechovirus

Fungi

Cryptococcus spp.

Methicillin resistance

mecA
 femA

Research Use Only/Not for *in-vitro* diagnostic use

RIDA®Plex Blood Pathogens 24 (RUO)

Art. No. PX82411RUO



Bacteria

Staphylococcus spp.
Streptococcus spp.
Staphylococcus aureus
Streptococcus pneumoniae
Streptococcus pyogenes
 Group B *Streptococci*
Enterococcus spp.
Enterococcus faecium
Enterococcus faecalis
Enterobacteriaceae spp.
Proteus mirabilis
Serratia marcescens
Citrobacter freundii
Pseudomonas aeruginosa
Escherichia coli
Klebsiella spp.
Listeria monocytogenes
Acinetobacter baumannii

Fungi

Candida parapsilosis
Candida glabrata
Candida krusei
Candida albicans
Candida tropicalis

Vancomycin resistance

vanA
 vanB

Methicillin resistance

mecA

RIDA®Xplore Alliance & UltraPlex Alliance™

RIDA®Xplore Alliance For low to medium sample throughput

Feature	Details
Extractions/run	Up to 24 samples
Analyzable samples/run	Up to 24 samples
Processing time	35 - 55 min (extraction); 3 h 10 min (MT-PCR)
Hands-on time	10 min (extraction); 10 min (MT-PCR)
Cost efficiency	From 5 - 6 samples/run
Space requirements	Approx. 90 cm (extraction) and approx. 50 - 80 cm (MT-PCR) width, depending on arrangement of instruments
Compatibility (MT-PCR Panels)	Compatible with all TandemPlex® MT-PCR Panels
Decontamination	UV Sterilization of the deck to prevent contamination

The RIDA®Xplore Alliance includes RIDA®Xtract 24 for automated nucleic acid purification, the Xplore instrument for automated setup of the MT-PCR, as well as a PCR cycler for running and analyzing the MT-PCR.

RIDA®Xplore Alliance

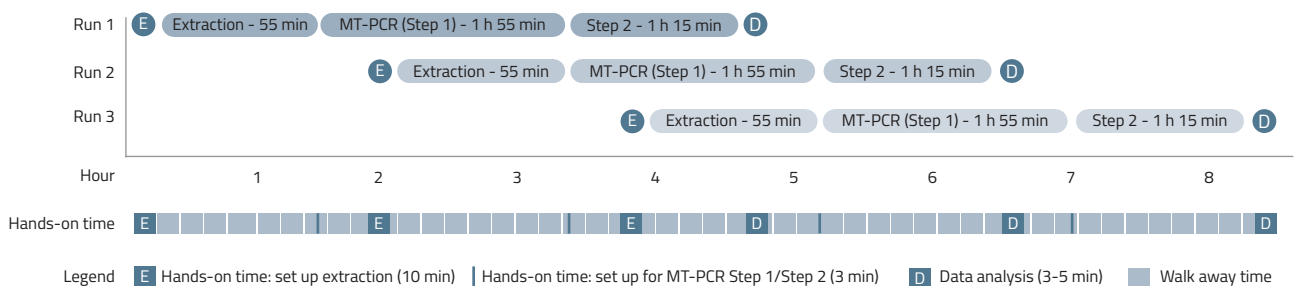


**Simplify your daily laboratory routine with:
RIDA®Xplore or Utraplex Alliance™**

- Ready-to-use reagents and consumables
- Easy setup within a few minutes
- Maximized workflow efficiency
- Automated analysis of results
- LIMS compatibility via data export option



Workflow



UltraPlex Alliance™

For high sample throughput

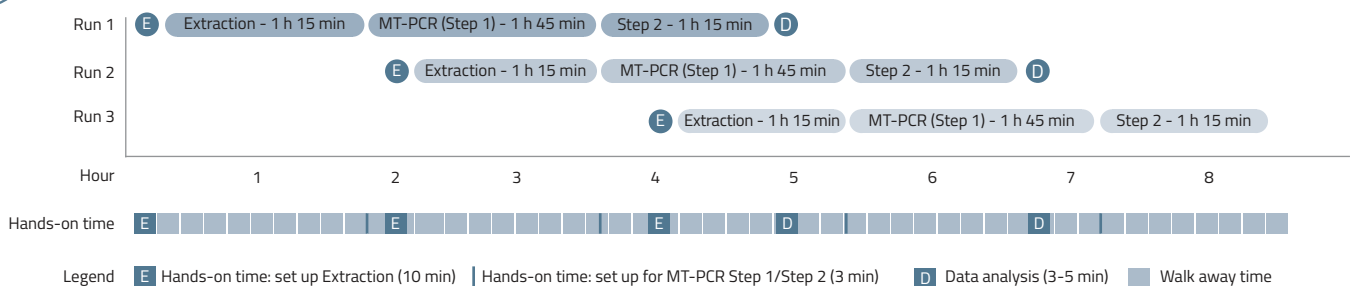
The UltraPlex Alliance™ includes MT-Prep XL for automated nucleic acid purification, the UltraPlex instrument for automated setup of the MT-PCR, as well as two to four PCR cycler for running and analyzing the MT-PCR.

Feature	Details
Extractions/run	Up to 96 samples
Analyzable samples/run	Up to 96 samples
Processing time	75 min (extraction); 3 h (MT-PCR)
Hands-on time	10 min (extraction); 10 min (MT-PCR)
Cost efficiency	From 15 samples/run
Space requirements	Approx. 135 cm (extraction) and approx. 155 - 250 cm (MT-PCR) width, depending on arrangement of instruments
Compatibility (MT-PCR Panels)	Compatible with broad portfolio of TandemPlex® MT-PCR panels
Pipetting mode (PCR setup)	Multichannel pipetting for efficient sample processing

UltraPlex Alliance™



Workflow



Ordering information

Each TandemPlex® panel requires the following to run:

Key reagents		RX	UP
xxxxxS	Step 1 Tubes for the desired panel	•	•
xxxxxP	Step 2 Plates for the desired panel	•	•
40231	Low DNA Reagent Cassette ¹	•	
40241	Demi DNA Reagent Cassette ¹	•	
40331	Low RNA Reagent Cassette ¹	•	
40341	Demi RNA Reagent Cassette ¹	•	
40421	Medium DNA Reagent Reservoir ²		•
40431	Low DNA Reagent Reservoir ²		•
40521	Medium RNA Reagent Reservoir ²		•
40531	Low RNA Reagent Reservoir ²		•
90241	RIDA®Prep Tissue Digestion Kit	•	•
90240	RIDA®PrepX Stool Kit	•	•
91011	Synthetic Positive Controls for Respiratory Pathogens	•	•
91071	Synthetic Positive Controls for Atypical Pneumonia	•	•
91520	Synthetic Positive Controls for SARS-CoV-2 Typing (RUO)	•	•
91021	Synthetic Positive Controls for STDs and Herpes	•	•
91031	Synthetic Positive Controls for Faecal Panels	•	•
91081	Synthetic Positive Controls for CSF	•	•
91091	Synthetic Positive Controls for Fungal Panels	•	•
91151	Synthetic Positive Controls for Bacteria & Bacterial Resistance	•	•
91191	Synthetic Positive Controls for HPV	•	•
91441	Synthetic Positive Controls for Sepsis (RUO)	•	•
91401	Extraction Control	•	•
91491	Synthetic Positive Controls for Urinary Tract Infections & Resistance	•	•
RIDA®Xplore Alliance			
96420	RIDA®Xtract 24	•	
96521	RIDA®Xplore System	•	
UltraPlex Alliance™			
93600	MT-Prep™ XL		•
94601	UltraPlex 3 System		•

¹ For RIDA®Xplore: Demi Reagent Cassettes are for 8-well panels; Low for 12-well, 16-well, and 24-well

² For UltraPlex: Low Reagent Reservoirs are for 8-well universal panels; medium for 12-well, 16-well, and 24-well



Contact us for more information:
mdx@r-biopharm.de