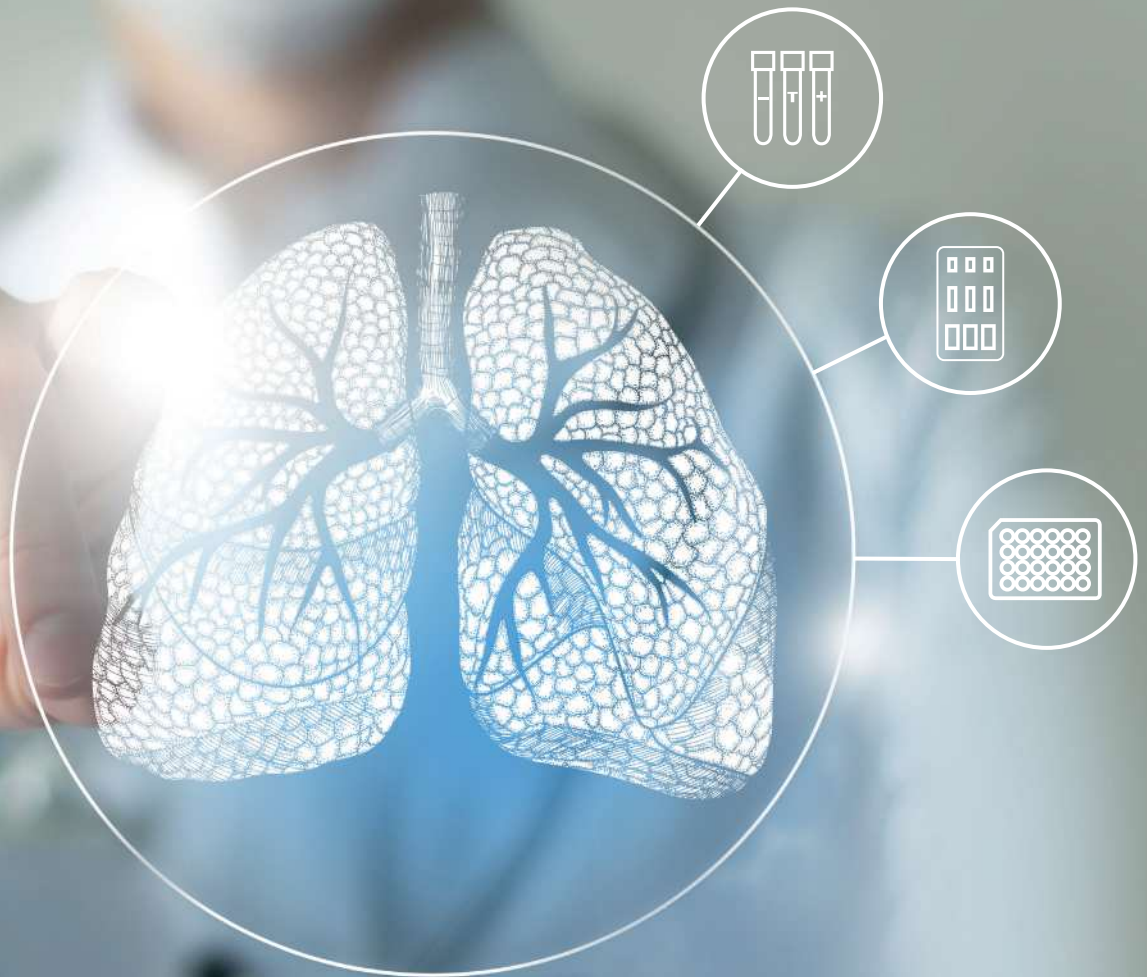


Diagnose tuberculosis with IP-10



It takes 3 to find TB



RIDA® TB Tubes

3 sterile blood collection tubes per patient



RIDA® QUICK TB (rapid test)

1 test cassette per patient



RIDASCREEN® TB (ELISA)

28 patients per 96-well plate

More information:



<https://r-bio/tb-en>

The new generation of TB diagnostics

The global burden of tuberculosis

Tuberculosis (TB) remains one of the top 10 causes of death worldwide and is a leading cause from a single infectious agent.



In 2024, 10.7 million people fell ill with TB and 1.23 million lost their lives. (WHO – Global tuberculosis report 2025)



Latent TB affects approximately one-quarter of the global population, with individuals at risk of progressing to active TB.



Early and accurate detection and treatment of TB is crucial to breaking the chain of transmission and eliminating TB globally.

R-Biopharm's innovative TB diagnostic solutions

It just takes 3 stimulation tubes and 1 of the associated tests – either ELISA or lateral flow – to tackle TB in all environments from fully equipped laboratory set-up to remote locations.

R-Biopharm's TB diagnostics (CE IVDR approved) are based on the detection of the biomarker IP-10 (interferon-gamma induced protein 10) which is secreted in concentrations of up to 100 times higher than interferon- γ after specific T-cell stimulation with tuberculosis antigens. IP-10 is a chemokine that is released in response to interferon- γ and plays an important role in the inflammatory response.

This new generation of TB diagnostics therewith marks a major leap forward from traditional latent TB testing. It provides healthcare professionals with simple, reliable, efficient and easily accessible diagnostics for every setting.



IP-10 and TB

▪ Established marker

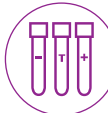
IP-10 is a well-studied biomarker with numerous publications demonstrating its association with TB.

▪ Comprehensive expression profile

IP-10 is directly related to interferon- γ release. It is not restricted to T-cells activation, but also produced by other immune cells, resulting in significantly higher concentrations.

▪ Sensitivity

The advantageous expression profile of IP-10 can contribute to improved sensitivity, particularly in challenging cohorts.



RIDA® TB Tubes

- Only **3** sterile induction tubes per patient
- 3 vacuum blood collection tubes for **direct blood collection** (negative control, TB-specific test tube, unspecific positive control)
- ESAT-6 and CFP-10 as established and specific TB-antigens
- IP-10 induction in just **16 h**
- Up to 100-fold induction compared to interferon- γ
- Minimized waiting times



CE IVDR approved



RIDA®QUICK TB

- Lateral flow test – optimal for **decentralized testing**
- **One test cartridge per patient** for straightforward handling reduces errors
- Results in just 15 min, allowing immediate decision-making
- Robust colloidal gold technology, less sensitive to light exposure, ensuring reliability in all settings (no need for fluorescence)
- Easy read-out and result interpretation with RIDA®Q3 reader (continuous loading)



CE IVDR approved



RIDASCREEN® TB

- ELISA test compatible with **manual and automated*** workflows
- Up to **28 determinations per plate**
- For medium to high-throughput settings
- Minimized waiting times
- **All required reagents** included in one kit for seamless implementation



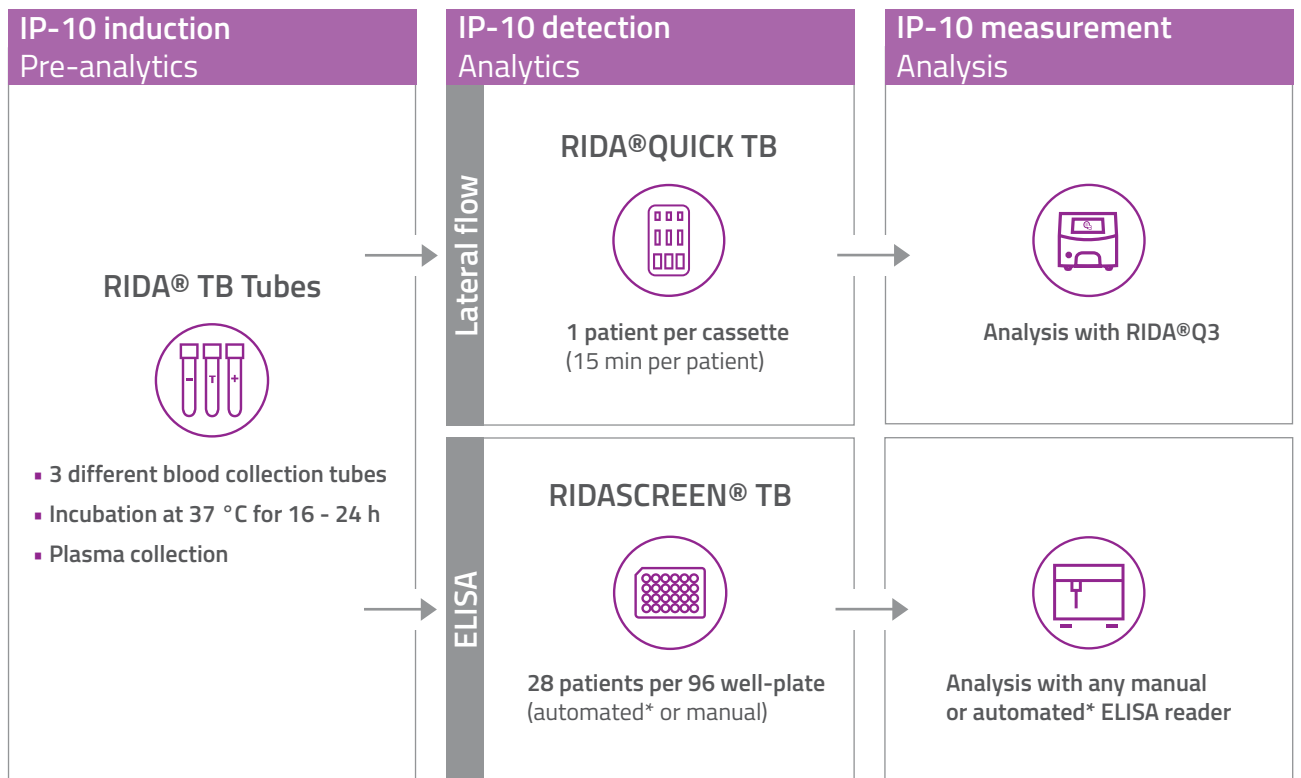
CE IVDR approved

* Protocol available/validation by customer

IP-10

The new marker for TB diagnosis

IP-10 assay workflow



* Protocol available/validation by customer

Performance

Performance compared to QuantiFERON®-TB Gold Plus (QFT-Plus)

Multicentric diagnostic study with 339 patients from 7 study centers in Germany and South Africa

84.7 % sensitivity in active TB patients vs 71.7 % QFT-Plus

PPA and NPA with QFT-Plus

- Positive percent agreement 97.0 %
- Negative percent agreement 87.0 %*

Strong agreement between RIDA®QUICK TB and RIDASCREEN® TB

- Positive percent agreement 92.2 %
- Negative percent agreement 98.9 %

* Negative percent agreement lower due to higher sensitivity of the RIDASCREEN® TB in clinically confirmed active TB patients



Contact us for more information:
tb-diagnostics@r-biopharm.de