

RIDASCREEN® ELISA for parasite diagnostics

Quick and easy antibody detection of parasites

- Broad panel of assays for parasite diagnostics
- Validated on automated systems
- Easy and fast to perform



The ABC of parasites – clinical significance

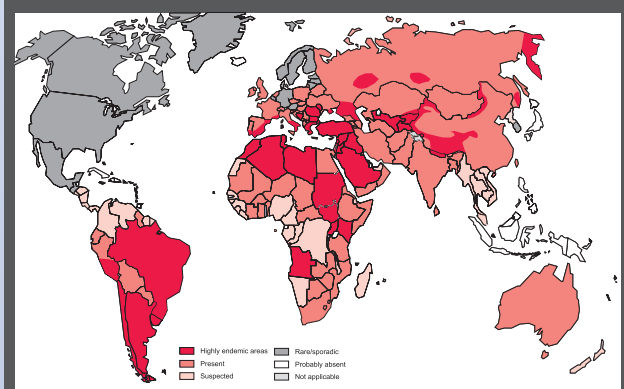
About Parasites

Parasites are highly specialised organisms that live on or in a host and get their food from or at the expense of their host. They are divided into endoparasites which cause infections internally within the human body and ectoparasites which cause infections superficially within the skin.^[1] Protozoa consist of only one cell whereas worms consist of many cells and have internal organs. Protozoa reproduce by cell division and therefore can reproduce inside humans. In contrast, helminths produce eggs or larvae that develop in the environment before they become capable of infecting people.

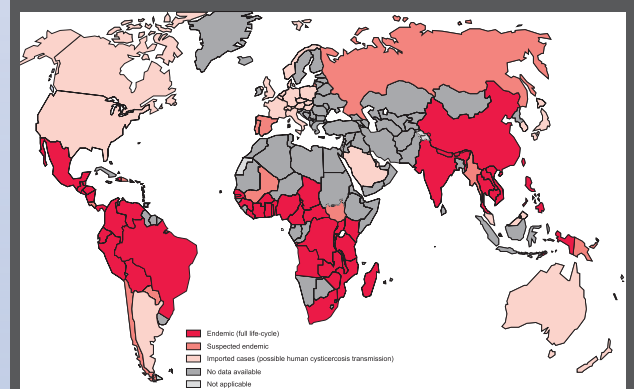
Burden of disease

Parasitic infections are often associated with rural areas of developing countries. However, parasitic infections are not limited to tropical and sub-tropical climate zones but are also present in developed countries. The CDC estimates that parasitic infections affect millions of people in the United States every year. Moreover the WHO believes that one billion people – 1 in 7 suffer worldwide from a so called neglected tropical disease (NTD) including many parasitic infections.

Countries and areas at risk for selected parasites



Distribution of *Echinococcus granulosus* and *multilocularis*, WHO, 2012



Distribution for cyclosporiasis, WHO, 2012

Diagnostic challenges

Parasites can be detected by various methods. Many of them are time-consuming, expensive or require the release of the parasite from the host. Antibody-detection tests enable the detection of parasites even if the parasites are not released from the host (eggs, cysts, proteins etc) and the test results are not affected by drugs as antibiotics, laxatives and antacids.

Therefore the RIDASCREEN® ELISA for Parasite Diagnostics enable a quick and beneficial diagnosis in comparison to other methods. The choice of antigen is considered to be the key factor for test quality. For choosing antigens as well as for the development of test kits R-Biopharm collaborates with international reference centers and emphasizes on highest sensitivity and specificity.

^[1] CDC, Centers for Disease Control and Prevention Parasites

We facilitate your workflow by offering following features

RIDASCREEN® Toxocara IgG, Art. No. K7421




- Fast results in 45 min
- Equal incubation temperatures/times
- Ready-for-use and cross product reagents

New


- Color-coded plates for differentiation of parameters
- Validated on automated systems

The quick and easy test procedure at a glance

1 Sample incubation




RT



15 min



2 Conjugate incubation




RT




15 min



3 Substrate incubation



RT



15 min



***Result in 45 minutes**



* To complete step 1 and 2 five washing cycles are needed.

Ordering information

Product	Description	Tests	Matrix	Art. No.
Parasites				
Enzyme immunoassays				
RIDASCREEN® Echinococcus IgG	Specific detection of IgG antibodies against <i>Echinococcus granulosus</i> and <i>Echinococcus multilocularis</i>	96	Serum	K7621
RIDASCREEN® Entamoeba histolytica IgG	Specific detection of IgG antibodies against <i>Entamoeba histolytica</i>	96	Serum	K1721
RIDASCREEN® Leishmania Ab	Specific detection of IgG antibodies against <i>Leishmania infantum</i>	96	Serum	K7121
RIDASCREEN® Taenia solium IgG	Specific detection of IgG antibodies against the larval forms of <i>Taenia solium</i> (cysticercosis)	96	Serum	K7721
RIDASCREEN® Toxocara IgG	Specific detection of IgG antibodies against <i>Toxocara canis</i>	96	Serum	K7421
NovaLisa™ Trichinella spiralis IgG	Specific detection of IgG antibodies against <i>Trichinella spiralis</i>	96	Serum/Plasma (Citrat)	TRIG0480

For further information or orders please contact R-Biopharm AG:

Clinical Sales International:
 Phone: +49 (0) 61 51 - 81 02-0
 Fax: +49 (0) 61 51 - 81 02-40
 E-mail: clinical.sales@r-biopharm.de

Order Department:
 Phone: +49 (0) 61 51 - 81 02-0
 Fax: +49 (0) 61 51 - 81 02-20
 E-mail: orders@r-biopharm.de