

# SeraSpot®

## Microspot array for efficient multiplex diagnostics


- For high throughput on common ELISA processors
- Built-in controls and reference curve
- Intuitive software for non-biased evaluation
- Cost and time efficient multiplex diagnostics



## SeraSpot® – the smart idea

SeraSpot® is a microspot array for efficient multiplex diagnostics

Microtiter plate



Immunoblot



+

=

SeraSpot®



- Automated processing
- High sample throughput

- Multiplex testing
- Stable color complex

Automatable microspot array for efficient multiplex diagnostics

The SeraSpot® system combines the diagnostic capabilities of modern array technologies with advantages of established and automated ELISA processing. Tests comprise multiple autoantigens or antigens of pathogens.

The antigens are spotted directly on the bottom of each well of a microtiter plate. This enables efficient analysis of up to 96 patient samples per plate to detect autoimmune or infectious diseases.

## SeraSpot® – your complete solution in the diagnosis of autoimmune or infectious diseases



### SpotSight® scan

- Intuitive software
- Non-biased evaluation



### SeraSpot® microspot array

- Multiplex testing
- Built-in controls



### SpotSight® strip

- Small footprint
- Small sample size



### SeraSpot® test kit

- Ready-to-use reagents
- Universal protocol



### SpotSight® plate mono

- Low maintenance
- High sample size















### Common ELISA processor

- Automated processing
- High sample throughput

## SeraSpot® meets various laboratory demands

Adapt this flexible system to your needs

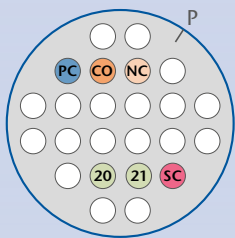
			
	One test		Multiple tests
			
	Small sample size		High sample size
			
	Manual processing		Automated processing

## SeraSpot® meets high quality standards

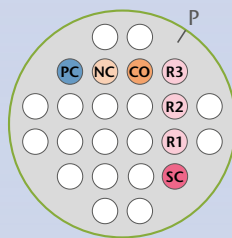
### The arrays...

- ...include up to 5 controls for high quality assurance
- ...comprise spots to create a reference curve for rel U or IU (α-ds DNA)
- ...contain a well position marker for correct evaluation
- ...are color coded to avoid mixing up tests

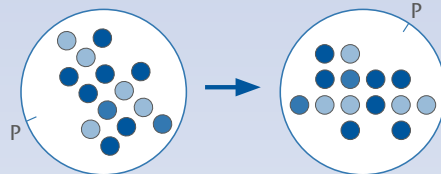
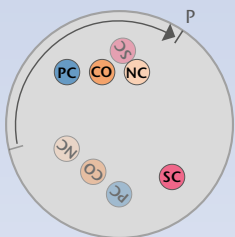
#### Infectious diseases



#### Autoimmune diseases



Color coded arrays

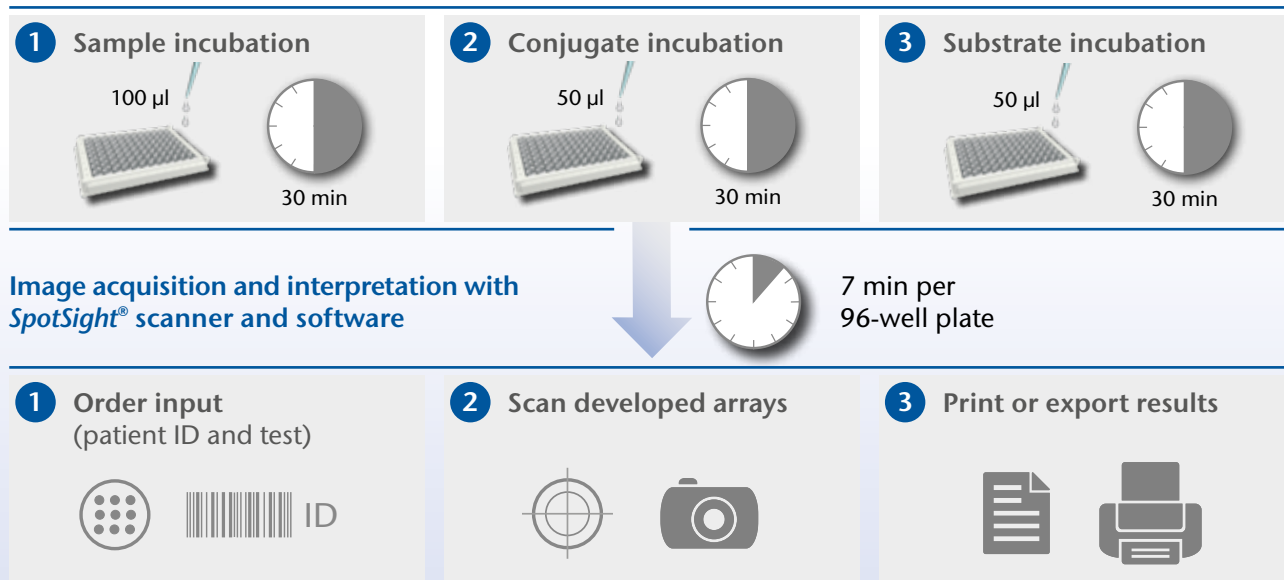


- Positive control (PC)
- Negative control (NC)
- Cut-off control (CO)
- Serum control (SC)
- Isotype control IgG (20)
- Isotype control IgA/IgM (21)
- Reference spots (R1-R3)

The well position marker P serves to correct the position of images in case of using broken 8-well strips or single wells

## SeraSpot® meets user requirements

### The quick and easy test procedure to increase your economic efficiency



## Ordering information

Product	Description	Tests	Matrix	Art. No.
<b>Bacteria</b>				
<b>Microspot arrays</b>				
SeraSpot® Anti-Yersinia-6 IgA	Specific detection of IgA/IgG antibodies against <i>Yersinia enterocolitica</i>	96	Serum/plasma	SP-005-6 A-S12
SeraSpot® Anti-Yersinia-6 IgG				SP-005-6 G-S12
SeraSpot® Anti-Borrelia-10 IgG	Specific detection of IgG/IgM antibodies against <i>Borrelia burgdorferi sensu lato</i>	96	Serum/plasma	SP-006-10 G-S12
SeraSpot® Anti-Borrelia-10 IgM				SP-006-10 M-S12
SeraSpot® Anti-Helicobacter-6 IgA	Specific detection of IgA/IgG antibodies against <i>Helicobacter pylori</i>	96	Serum/plasma	SP-007-6 A-S12
SeraSpot® Anti-Helicobacter-6 IgG				SP-007-6 G-S12
SeraSpot® Anti-Treponema-4 IgG	Specific detection of IgG/IgM antibodies against <i>Treponema pallidum</i>	96	Serum/plasma	SP-010-4 G-S12
SeraSpot® Anti-Treponema-4 IgM				SP-010-4 M-S12
<b>Viruses</b>				
<b>Microspot arrays</b>				
SeraSpot® Anti-EBV-4 IgG	Specific detection of IgG antibodies against Epstein-Barr-Virus	96	Serum/plasma	SP-013-4 G-S12
SeraSpot® Anti-EBV-3 IgM	Specific detection of IgM antibodies against Epstein-Barr-Virus	96	Serum/plasma	SP-013-3 M-S12
SeraSpot® Anti-Parvovirus-6 IgG	Specific detection of IgG antibodies against Parvovirus	96	Serum/plasma	SP-012-6 G-S6
SeraSpot® Anti-Parvovirus-5 IgM	Specific detection of IgM antibodies against Parvovirus	96	Serum/plasma	SP-012-5 M-S6
<b>Autoimmune diseases</b>				
<b>Microspot arrays</b>				
SeraSpot® ANA-12 IgG	Specific detection of IgG antibodies against nuclear and cytoplasmatic antigens	96	Serum/plasma	SP-002-12 G-S12
SeraSpot® ANA-17 IgG	Specific detection of IgG antibodies against nuclear and cytoplasmatic antigens	96	Serum/plasma	SP-002-17 G-S12
SeraSpot® Vaskulitis-3 IgG	Specific detection of IgG antibodies in systemic vasculitis	96	Serum/plasma	SP-003-3 G-S12
SeraSpot® HepAk-7 IgG	Specific detection of IgG antibodies in autoimmune liver diseases	96	Serum/plasma	SP-004-7 G-S12
<b>Instruments</b>				
<b>for SeraSpot®</b>				
SpotSight® strip	Scanner for image acquisition and interpretation (strip)	1		Z-SP-STRIP-B
SpotSight® plate mono	Scanner for image acquisition and interpretation (plate)	1		Z-SP-PLATE-C

Different package sizes available upon request.

### For further information or orders please contact R-Biopharm:

**Clinical Sales International:**  
Phone: +49 (0) 61 51 - 81 02-0  
Fax: +49 (0) 61 51 - 81 02-40  
E-mail: [clinical.sales@r-biopharm.de](mailto:clinical.sales@r-biopharm.de)

**Order Department:**  
Phone: +49 (0) 61 51 - 81 02-0  
Fax: +49 (0) 61 51 - 81 02-20  
E-mail: [orders@r-biopharm.de](mailto:orders@r-biopharm.de)